



Tay Valley Township
Police Services Board
Annual Report to Council 2010

Members: Mel Dillon (Chair)
Maureen Towaij (Vice-Chair)
John Wilson (Council Appointee)
Joanne Gallagher (Secretary)



Agenda

2010 Executive Summary

OPP Operational Metrics & Comparators- Summary

- Selected Criminal Code Offences
- Motor Vehicle Collisions
- Provincial Offence Notices
- False Alarms
- Car/Deer Collisions

OPP Operational Metrics & Comparators - Charts

Activities of Note

Financial Performance

- Summary
 - PSB Expenditures
 - OPP Contract Costs
 - OPP/PON Revenues
- Table and Chart

Conclusions

2011 Priorities

***Notes:

Tay Valley Township modest population growth rate of 3.57% during 2001-2006 period & expected to continue. From 5,440 - 5634 permanent residents. Source: Statistics Canada 2001 & 2006 census

The latest Township estimate reflects 6,000 permanent residents in 2010

Seasonal population approximately doubles the above figures.

Lanark County Policing Statistics 2006-2010 reflect municipalities under contract to, or receiving service from, the OPP and excludes Perth and Smiths Falls.

Chart scales vary for County vs. Tay Valley data, single year vs. multiple year data and data for different elements combined on one chart.

% Difference is based on comparison with 2006, but is modified by statement if anomaly exists in overall trend analysis.

2010 Executive Summary

- Experienced positive OPP staff changes:
 - Inspector Gerry Salisbury reinstated as Detachment Commander following his return from G8/G20 special assignment
 - Sergeant Robert Croth reassigned as the Tay Valley Township Community Liaison Officer
 - Community Services Officer position re-established for our area of the County, Cst. Bird assigned, and Crime Prevention programs for children in area elementary schools including Glen Tay Public School, re-activated.

 - Reestablished a collaborative working relationship with the Detachment Commander and achieved resolution of PSB previously identified and unaddressed issues:
 - OPP quarterly statistical report formats and production processes were reviewed and revised, the statistics for 2010 were completely regenerated and a return to timely, accurate and reliable quarterly statistical data production for the PSB was achieved
 - OPP progress against the 2008-2010 Tay Valley PSB/OPP Business Plan was provided on an interim basis
 - Tay Valley identified traffic initiatives received immediate OPP attention and results provided
 - Marine patrol issues were addressed and the sporadic patrols returned to full time duty in mid July for the remaining portion of the summer

 - Completed a major update of the Tay Valley PSB/OPP Three Year Business Plan in consultation with Inspector Salisbury. This comprehensive update covers the period 2011-2013 and the key strategic directions and initiatives section of the document is ready for public review and input.

 - Conducted a review and major rewrite of several PSB policies and protocols resulting in;
 - By-law to adopt a Policy on Objectives and Priorities for Police Services
 - By-law to authorize a Protocol with Tay Valley Township for the Sharing of Information and the Development and Maintenance of the Tay Valley Police Services Board Three Year Business Plan
 - By-law to adopt a Policy on Remuneration and Personal Expenditures for Members of Tay Valley Township Police Services Board
- * Our Thanks to Rob Tremblay & Kathy Coulthart-Dewey for their procedural guidance

2010 Executive Summary (cont'd)

- OPP divers were called in as a result of the drowning death of a young man following a dive from cliffs at Otty Lake - our thanks to these officers.
- The tragic number of teen suicides in our region in 2010 included two Tay Valley youths. This disturbing cluster of deaths has caused the Upper Canada District School Board in conjunction with Open Doors and the Lanark County Detachment of the OPP to form a committee and launch "The Community Cares Project". Inspector Salisbury, Cst. Bird and Cst Trehan sit on this committee.
- OPP officers including Inspector Salisbury participated in the Township's Open House celebrating the opening of the new building. This included having the OPP Mobile Emergency Operations Centre on site and was much appreciated.
- Inspector Salisbury continued to sponsor Lake Network Group/OPP meetings including personal participation. This group is appreciative of his return and direct involvement. These forums provided valuable information and understanding to seasonal residents represented by these lake associations in Lanark and Frontenac Counties.
- Inspector Salisbury also committed in November to addressing cottager safety and security concerns pertaining to Crown Islands use and abuse. Split jurisdiction with MNR, OPP and Fire Departments and various pieces of legislation make this somewhat complex.
- Received very timely distribution of all OPP news releases categorized by municipality, as well as focused comment and excellent summary information titled "On Patrol with the Detachment Commander". Inspector Salisbury also effectively utilized the Lake 88 Radio Station to address a variety of community safety issues.

2010 Executive Summary (cont'd)

➤ Police Services Contract 2010 Year End Projected Actual Net Policing Costs of \$454,200 represent a 2.1% increase over 2009 Year End Actual Costs and, compared with a budget of \$463,500, produced a 2010 surplus of \$9,300. These results were achieved notwithstanding a 3% negotiated increase in salaries and benefits for 2010 and are attributed primarily to a substantial decrease in overtime costs in 2010.

➤ Unsuccessful in influencing the Lanark County Association of Police Services Boards to modify scheduling of the Electronic Speed Sign Board such that municipalities can be guaranteed their full allocation of days independent of statutory holidays and down time due to repairs

➤ Successful in influencing OAPSB Zone 2 membership regarding DNA identification and the merits of supporting the 22 recommendations of the Senate Committee on Legal and Constitutional Affairs. This influence was based on the thorough research and analysis by our PSB. As a result, the original Resolution by North Grenville PSB on DNA identification was completely rewritten and will be voted on in 2011 at OAPSB Zone 2 then OAPSB levels with the intent to then go forward to the Canadian Association of Police Boards

➤ Implemented Police Service Board changes following the November municipal election:

- John Wilson was appointed Community Representative by Council and elected Vice-Chair by the PSB
- Reeve Keith Kerr joined the Board as the Council Representative
- Mel Dillon continued as Chair and Provincial Appointee

*all members are compliant with Criminal Record Check requirements

➤ Inspector Salisbury brought in additional officers from the OPP Eastern Region Highway Safety Division Central Traffic Unit in the Fall of 2010 as part of a campaign to address aggressive driving behaviours in targeted areas of Tay Valley. These efforts were much appreciated by the PSB.

2010 Executive Summary (cont'd)

➤ Deployment of the Electronic Speed Sign by Township Public Works staff required extensive training in 2010 and had its challenges however the data obtained from the May, October and November locations was very valuable. It appears that the Otty Lake Side Road, the Narrows Locks Road and Maberly County Road 36 are not major problem areas. Also it appears that OPP efforts on the Scotch Line and in Balderson are having a positive impact. None the less, aggressive driving continues and on a ranked basis problem areas are: Fallbrook (by the ball diamond), Harper Road at the school and Harper Road at Harper Village, Glen Tay in the 40kmph zone and Glen Tay in the 60kmph zone on Christie Lake Road. While Balderson has seen improvement, OPP traffic enforcement will need to continue given the large volume of traffic on the 511 and a persistent level of speeding in excess of 20kmph over the posted speed limit (slightly over 20% of the drivers). While improvements have been noted for the Scotch Line and the incidence of speeding in excess of 20kmph over the limit has been reduced, the relatively high rates of speed on this road and the number of fatal accidents over the past few years warrant continued monitoring and enforcement. PSB traffic initiative priorities for the OPP have been updated accordingly

OPP Operational Metrics & Comparators - Summary

Review of Selected Criminal Code Offences

➤ 5 Year Analysis of Tay Valley data reflects:

> Continuance of a relatively low crime rate when assessed on the actual number of incidents, however:

> Increasing trends in all categories as follows:

- Assaults up 21% at 17 incidents compared to 2006 and higher than 2008 (6 incidents) and 2009 (10 incidents)

- Theft up 28% at 32 incidents

- Break & Enter up 8% at 27 incidents but significantly higher when compared to 2007-2009 average of 18

- Drug offences up 200% at 18 total compared to 2006. While a steady upward trend has occurred since 2006, it must be kept in mind that the OPP has increased its Drug Squad which has led to increased enforcement

- Mischief down 45% at 29 total compared to an all time high in 2006 of 53. However when reviewing 2007- 2010 data we see a relatively small but gradually rising number of incidents

> Fairly consistent clearance rates

Review of Selected Criminal Code Offences (cont'd)

➤ 5 Year Analysis of Lanark County data reflects:

> Increasing trends in Assaults 18% at 213 incidents , Break & Enter 13% at 179 incidents, Drug Offences 15% at 116 incidents, but unlike Tay Valley decreases in Theft 16% at 330 incidents and Mischief 23% at 430 incidents.


> Fairly consistent clearance rates

> Carleton Place & Mississippi Mills typically experience the highest Crime rates in the County. However relative to Drug Offences in 2010, Carleton Place had 34 incidents, followed by Lanark Highlands with 20 incidents, Mississippi Mills at 19, and Tay Valley with 18 incidents

➤ Review of 2010 data for Tay Valley vs. other municipalities reveals:

> Crime & clearance rates similar to average of rates for municipalities with comparable populations and households.

> The more urban municipalities experience comparatively higher crime rates but better clearance rates.



OPP Operational Metrics & Comparators - Summary

Review of Other Key Metrics

➤ Motor Vehicle Collisions

> 14% decline in MVC Property Damage over 2006 in Tay Valley to 115 and a substantial decrease, 73% in Personal Injury to 8. However, there was 1 fatality of an elderly woman in a single vehicle rollover accident near Fallbrook in 2010.

> Lanark County had a modest 6% decline in MVC Property Damage to 914 and a substantial decrease, 45% in Personal Injury to 92 however there were 4 fatalities in 2010 compared with 2 in 2006.

➤ Provincial Offence Notices

> Substantial increase, 33% in Tay Valley Township PON's over 2006. Following last year's drop in PON's, this increase reflects the attention Tay Valley is once again getting from the OPP. Tay Valley at 1085 PON's ranks 4th in the County in 2010.

> Upward trend is even higher for Lanark County, 82% increase over 2006 and up 10% from 2009.

Review of Other Key Metrics (cont'd)

➤ False Alarms

> 38% decrease in False Alarms in Tay Valley over five years to 71 incidents compared with a 32% decrease for the County to 831. The OPP notes that municipalities with False Alarm by-laws in place, see lower rates overall.

> As Alarms require a two officer response, False Alarms represent a significant waste of OPP resources.


> Tay Valley ranked 3rd lowest in False Alarms in 2010 and achieved the second highest rate of decline in false alarms since 2006 in the County.

➤ Car/Deer Collisions

> Car/Deer Collisions in Tay Valley totaled 47 and represented a 40% decline since 2006.

> This trend is also reflected in Lanark County statistics, 20% decline to 346 total.

> Tay Valley had the 4th highest number of collisions in 2010 following Mississippi Mills, Lanark Highlands and Drummond North Elmsley.





LANARK COUNTY POLICING STATISTICS 2006-2010

Municipalities with Sec.10 Boards (policed by the OPP)

Selected Criminal Code Offences - ASSAULTS

| Municipality | 2006 Incidents | | | 2007 Incidents | | | 2008 Incidents | | | 2009 Incidents | | | 2010 Incidents | | | % Change 2006-2010 | 2010 % of Total |
|------------------------|----------------|------------|--------------|----------------|------------|--------------|----------------|------------|--------------|----------------|------------|--------------|----------------|------------|--------------|--------------------|-----------------|
| | Reported | Cleared | % Cleared | Reported | Cleared | % Cleared | Reported | Cleared | % Cleared | Reported | Cleared | % Cleared | Reported | Cleared | % Cleared | | |
| Beckwith | 13 | 12 | 92.31 | 13 | 12 | 92.31 | 11 | 9 | 81.82 | 15 | 11 | 73.33 | 14 | 14 | 100.00 | 7.69 | 6.57 |
| Carleton Place | 74 | 64 | 86.49 | 47 | 43 | 91.49 | 55 | 47 | 85.45 | 81 | 70 | 86.42 | 82 | 71 | 86.59 | 10.81 | 38.50 |
| Drummond/North Elmsley | 18 | 17 | 94.44 | 19 | 18 | 94.74 | 13 | 13 | 100.00 | 12 | 12 | 100.00 | 15 | 15 | 100.00 | -16.67 | 7.04 |
| Lanark Highlands | 13 | 11 | 84.62 | 10 | 9 | 90.00 | 14 | 13 | 92.86 | 10 | 10 | 100.00 | 22 | 22 | 100.00 | 69.23 | 10.33 |
| Mississippi Mills | 34 | 33 | 97.06 | 24 | 24 | 100.00 | 22 | 21 | 95.45 | 41 | 38 | 92.68 | 49 | 46 | 93.88 | 44.12 | 23.00 |
| Montague | 14 | 14 | 100.00 | 12 | 10 | 83.33 | 13 | 12 | 92.31 | 6 | 5 | 83.33 | 14 | 12 | 85.71 | 0.00 | 6.57 |
| Tay Valley | 14 | 14 | 100.00 | 14 | 13 | 92.86 | 6 | 6 | 100.00 | 10 | 9 | 90.00 | 17 | 16 | 94.12 | 21.43 | 7.98 |
| Total | 180 | 165 | 91.67 | 139 | 129 | 92.81 | 134 | 121 | 90.30 | 175 | 155 | 88.57 | 213 | 196 | 92.02 | 18.33 | 100.00 |

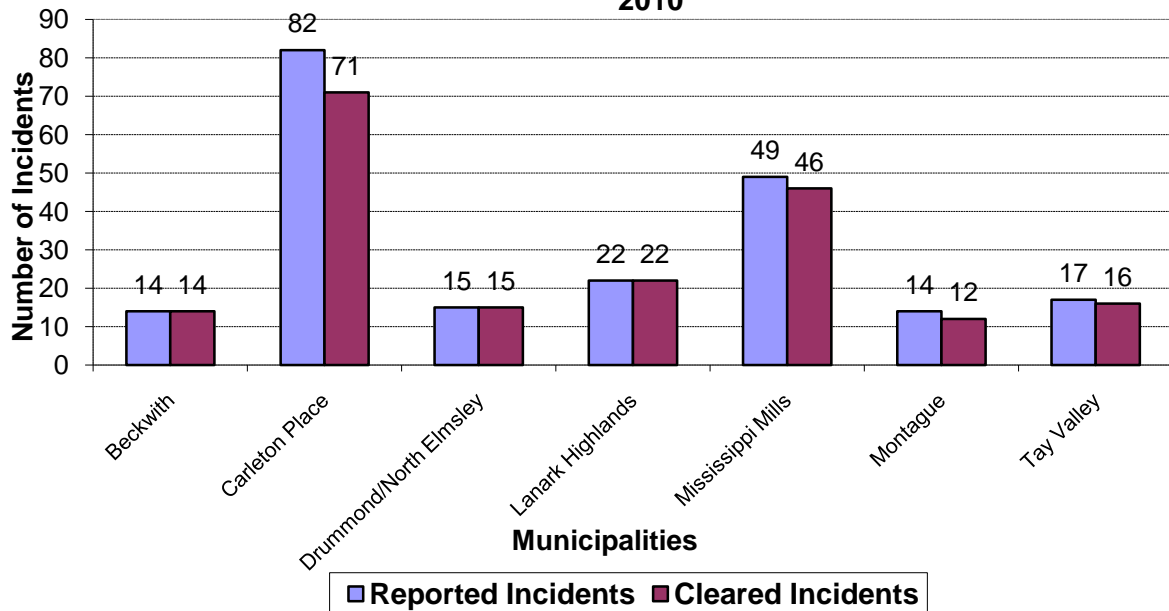
Source: OPP Lanark County Detachment Annual Statistical Reports to Sec.10 Boards, 2006 to 2010

LANARK COUNTY POLICING STATISTICS 2006-2010

Municipalities with Sec.10 Boards (policed by the OPP)

Selected Criminal Code Offences - ASSAULTS

2010

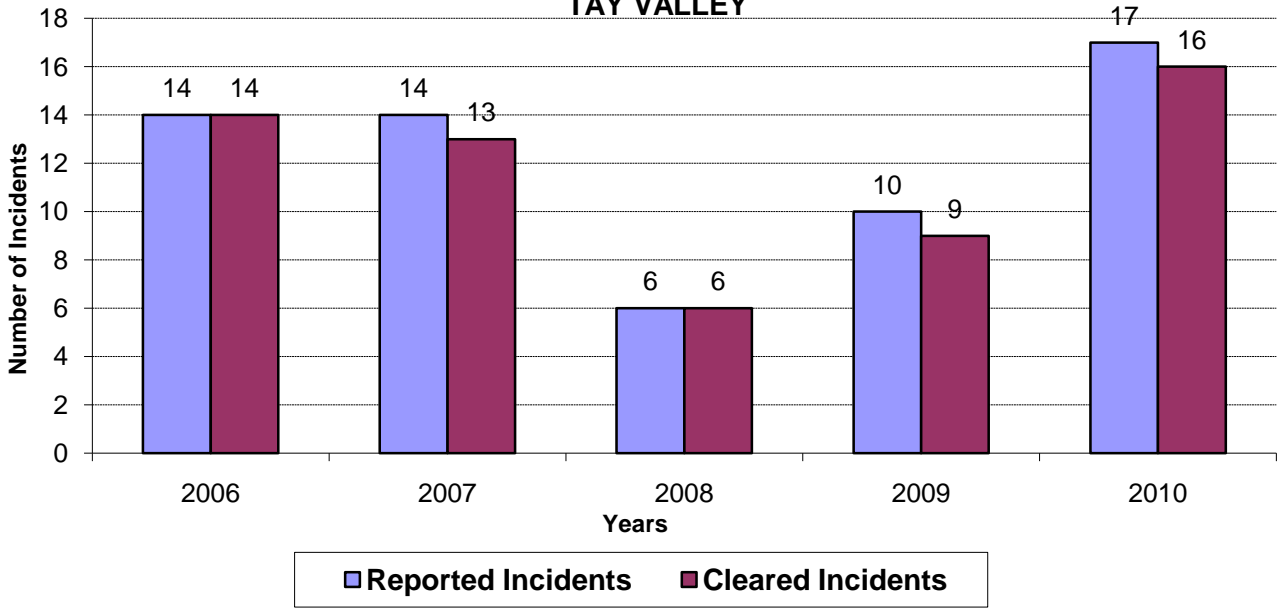


LANARK COUNTY POLICING STATISTICS 2006-2010

Municipalities with Sec.10 Boards (policed by the OPP)

Selected Criminal Code Offences - ASSAULTS

TAY VALLEY

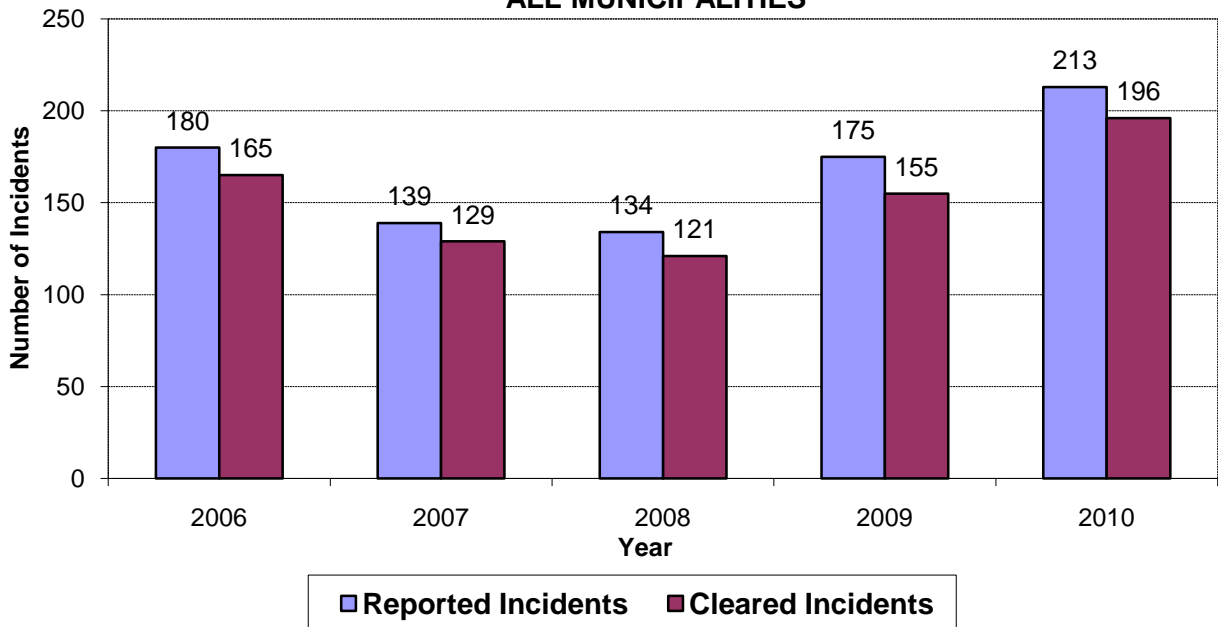


LANARK COUNTY POLICING STATISTICS 2006-2010

Municipalities with Sec.10 Boards (policed by the OPP)

Selected Criminal Code Offences - ASSAULTS

ALL MUNICIPALITIES





LANARK COUNTY POLICING STATISTICS 2006-2010

Municipalities with Sec.10 Boards (policed by the OPP)

Selected Criminal Code Offences - BREAK AND ENTER

| Municipality | 2006 Incidents | | | 2007 Incidents | | | 2008 Incidents | | | 2009 Incidents | | | 2010 Incidents | | | % Change 2006-2010 | 2010 % of Total |
|------------------------|----------------|-----------|--------------|----------------|----------|-------------|----------------|-----------|-------------|----------------|-----------|--------------|----------------|-----------|--------------|--------------------|-----------------|
| | Reported | Cleared | % Cleared | Reported | Cleared | % Cleared | Reported | Cleared | % Cleared | Reported | Cleared | % Cleared | Reported | Cleared | % Cleared | | |
| Beckwith | 9 | 1 | 11.11 | 13 | 0 | 0.00 | 15 | 1 | 6.67 | 11 | 1 | 9.09 | 22 | 4 | 18.18 | 144.44 | 12.29 |
| Carleton Place | 38 | 10 | 26.32 | 35 | 3 | 8.57 | 38 | 1 | 2.63 | 30 | 4 | 13.33 | 38 | 6 | 15.79 | 0.00 | 21.23 |
| Drummond/North Elmsley | 24 | 3 | 12.50 | 23 | 1 | 4.35 | 15 | 5 | 33.33 | 44 | 16 | 36.36 | 9 | 0 | 0.00 | -62.50 | 5.03 |
| Lanark Highlands | 22 | 1 | 4.55 | 26 | 0 | 0.00 | 23 | 0 | 0.00 | 26 | 2 | 7.69 | 26 | 2 | 7.69 | 18.18 | 14.53 |
| Mississippi Mills | 27 | 3 | 11.11 | 19 | 2 | 10.53 | 34 | 1 | 2.94 | 31 | 4 | 12.90 | 34 | 9 | 26.47 | 25.93 | 18.99 |
| Montague | 13 | 1 | 7.69 | 25 | 2 | 8.00 | 17 | 2 | 11.76 | 16 | 4 | 25.00 | 23 | 4 | 17.39 | 76.92 | 12.85 |
| Tay Valley | 25 | 3 | 12.00 | 15 | 1 | 6.67 | 20 | 6 | 30.00 | 18 | 5 | 27.78 | 27 | 5 | 18.52 | 8.00 | 15.08 |
| Total | 158 | 22 | 13.92 | 156 | 9 | 5.77 | 162 | 16 | 9.88 | 176 | 36 | 20.45 | 179 | 30 | 16.76 | 13.29 | 100.00 |

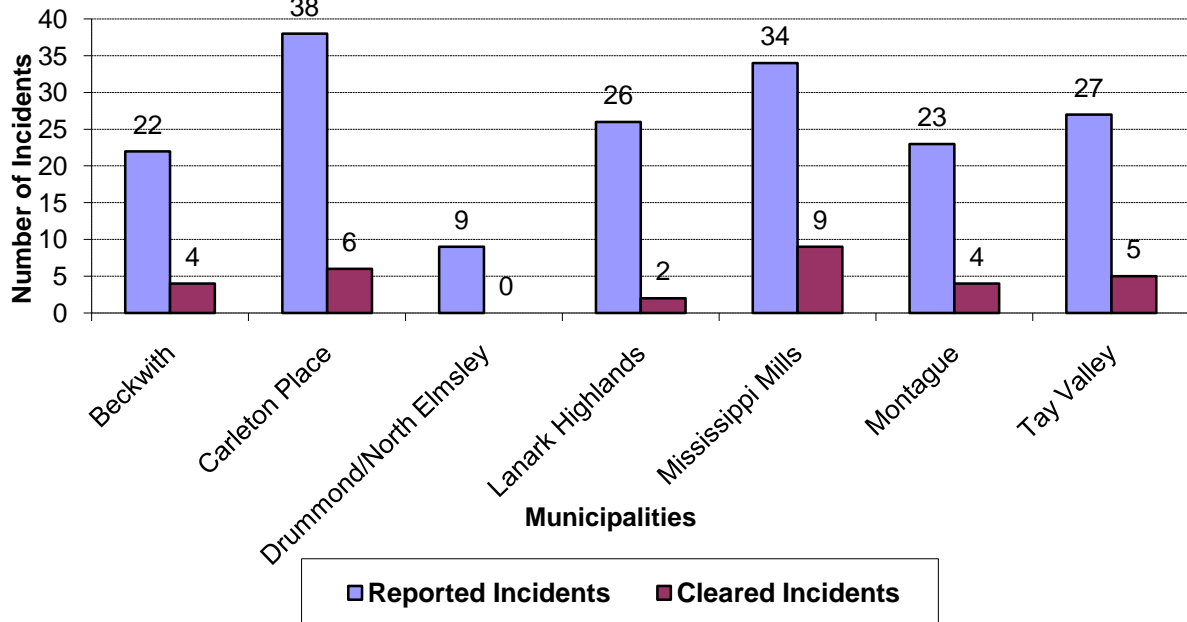
Source: OPP Lanark County Detachment Annual Statistical Reports to Sec.10 Boards, 2006 to 2010

LANARK COUNTY POLICING STATISTICS 2006-2010

Municipalities with Sec.10 Boards (policed by the OPP)

Selected Criminal Code Offences - BREAK AND ENTER

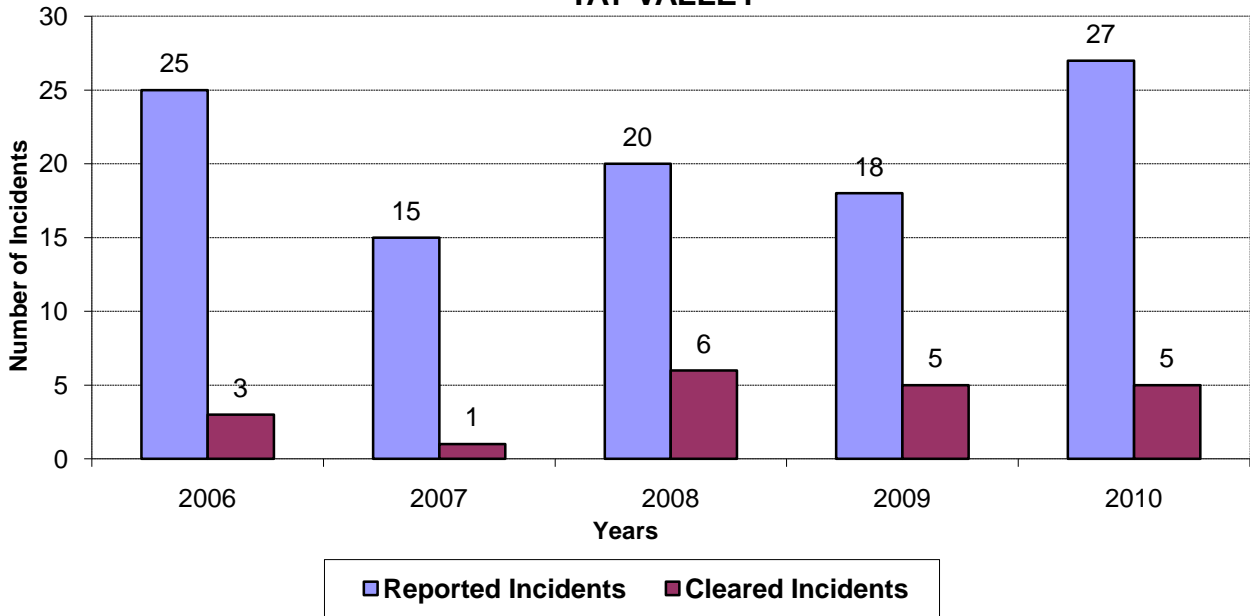
2010



LANARK COUNTY POLICING STATISTICS 2006-2010

Municipalities with Sec.10 Boards (policed by the OPP)

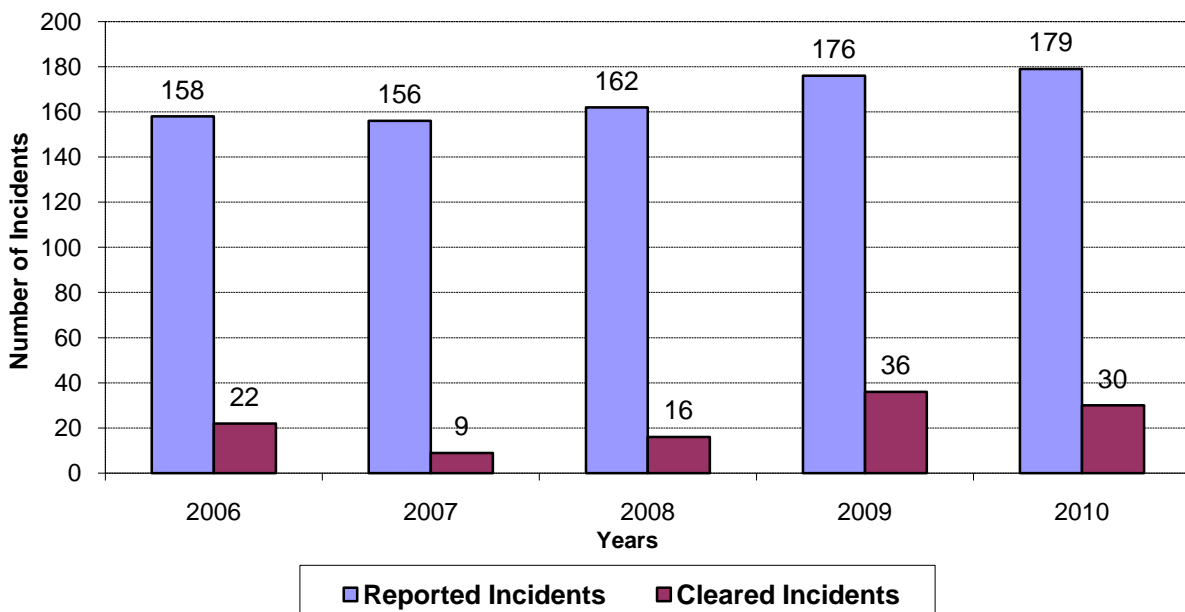
Selected Criminal Code Offences - BREAK AND ENTER TAY VALLEY



LANARK COUNTY POLICING STATISTICS 2005-2009

Municipalities with Sec.10 Boards (policed by the OPP)

Selected Criminal Code Offences - BREAK AND ENTER ALL MUNICIPALITIES



LANARK COUNTY POLICING STATISTICS 2006-2010

Municipalities with Sec.10 Boards (policed by the OPP)

Selected Criminal Code Offences - THEFT

| Municipality | 2006 Incidents | | | 2007 Incidents | | | 2008 Incidents | | | 2009 Incidents | | | 2010 Incidents | | | % Change 2006-2010 | 2010 % of Total |
|------------------------|----------------|-----------|--------------|----------------|-----------|--------------|----------------|-----------|--------------|----------------|-----------|--------------|----------------|-----------|--------------|--------------------|-----------------|
| | Reported | Cleared | % Cleared | Reported | Cleared | % Cleared | Reported | Cleared | % Cleared | Reported | Cleared | % Cleared | Reported | Cleared | % Cleared | | |
| Beckwith | 21 | 1 | 4.76 | 24 | 2 | 8.33 | 27 | 0 | 0.00 | 24 | 3 | 12.50 | 38 | 4 | 10.53 | 80.95 | 11.52 |
| Carleton Place | 169 | 46 | 27.22 | 170 | 46 | 27.06 | 156 | 39 | 25.00 | 152 | 39 | 25.66 | 120 | 27 | 22.50 | -28.99 | 36.36 |
| Drummond/North Elmsley | 44 | 8 | 18.18 | 36 | 2 | 5.56 | 27 | 9 | 33.33 | 19 | 0 | 0.00 | 36 | 7 | 19.44 | -18.18 | 10.91 |
| Lanark Highlands | 28 | 2 | 7.14 | 27 | 1 | 3.70 | 19 | 0 | 0.00 | 36 | 1 | 2.78 | 30 | 4 | 13.33 | 7.14 | 9.09 |
| Mississippi Mills | 86 | 12 | 13.95 | 67 | 9 | 13.43 | 69 | 11 | 15.94 | 76 | 10 | 13.16 | 46 | 9 | 19.57 | -46.51 | 13.94 |
| Montague | 18 | 1 | 5.56 | 16 | 0 | 0.00 | 10 | 0 | 0.00 | 10 | 3 | 30.00 | 28 | 3 | 10.71 | 55.56 | 8.48 |
| Tay Valley | 25 | 1 | 4.00 | 29 | 2 | 6.90 | 25 | 5 | 20.00 | 23 | 2 | 8.70 | 32 | 5 | 15.63 | 28.00 | 9.70 |
| Total | 391 | 71 | 18.16 | 369 | 62 | 16.80 | 333 | 64 | 19.22 | 340 | 58 | 17.06 | 330 | 59 | 17.88 | -15.60 | 100.00 |

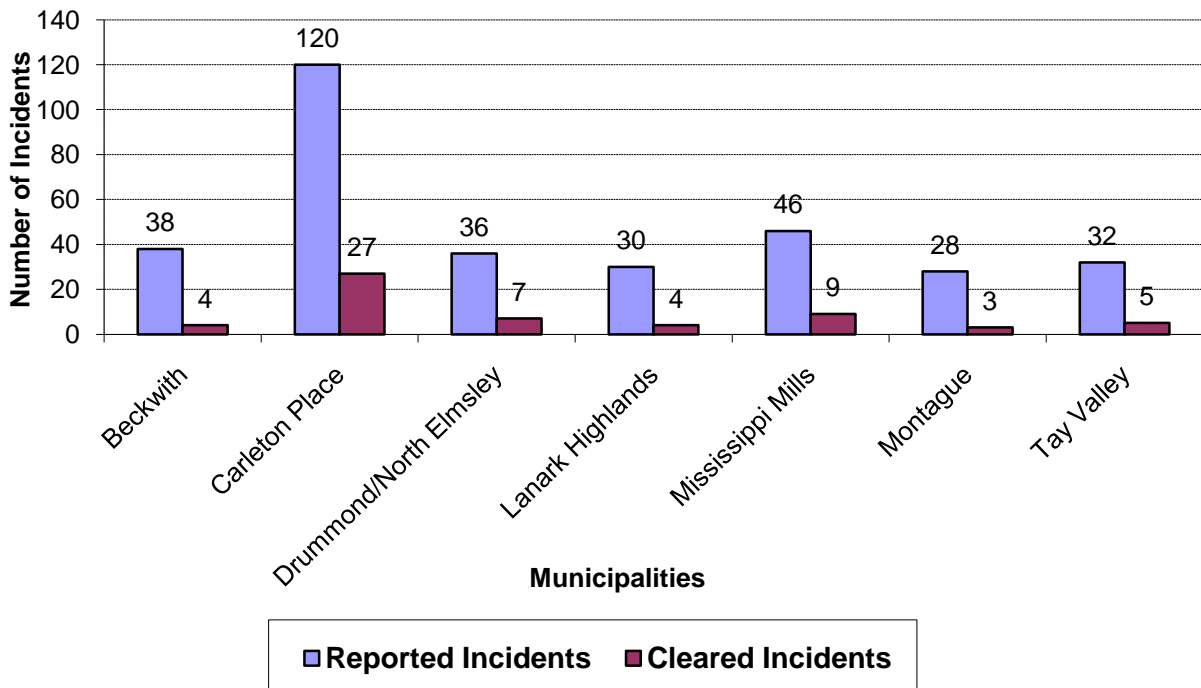
Source: OPP Lanark County Detachment Annual Statistical Reports to Sec.10 Boards, 2006 to 2010

LANARK COUNTY POLICING STATISTICS 2006-2010

Municipalities with Sec.10 Boards (policed by the OPP)

Selected Criminal Code Offences - THEFT

2010

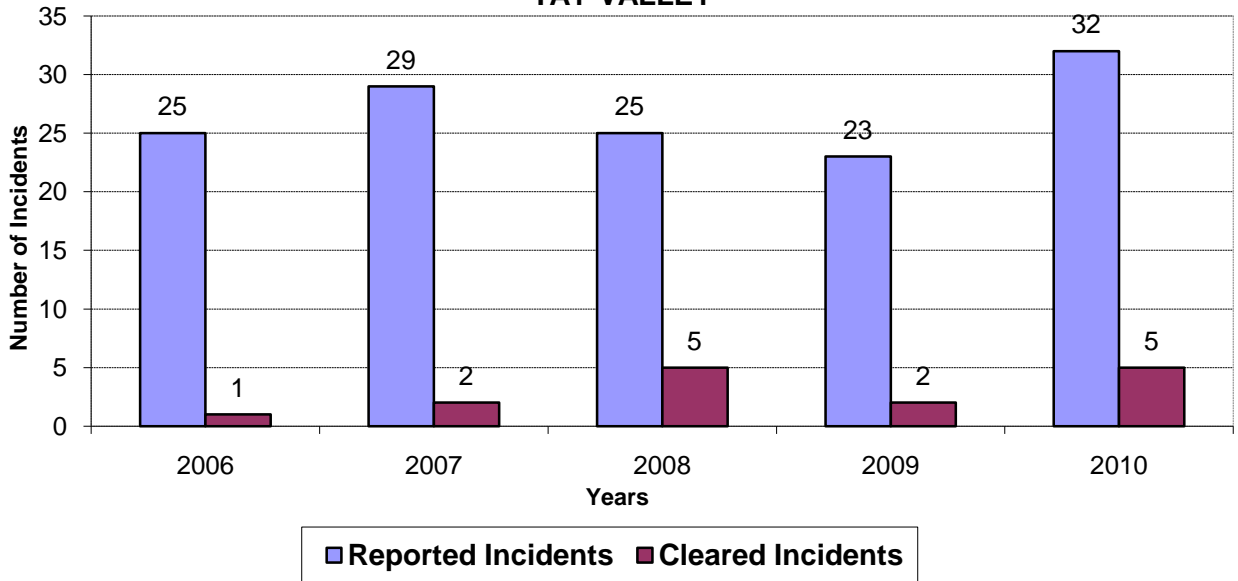


LANARK COUNTY POLICING STATISTICS 2006-2010

Municipalities with Sec.10 Boards (policed by the OPP)

Selected Criminal Code Offences - THEFT

TAY VALLEY

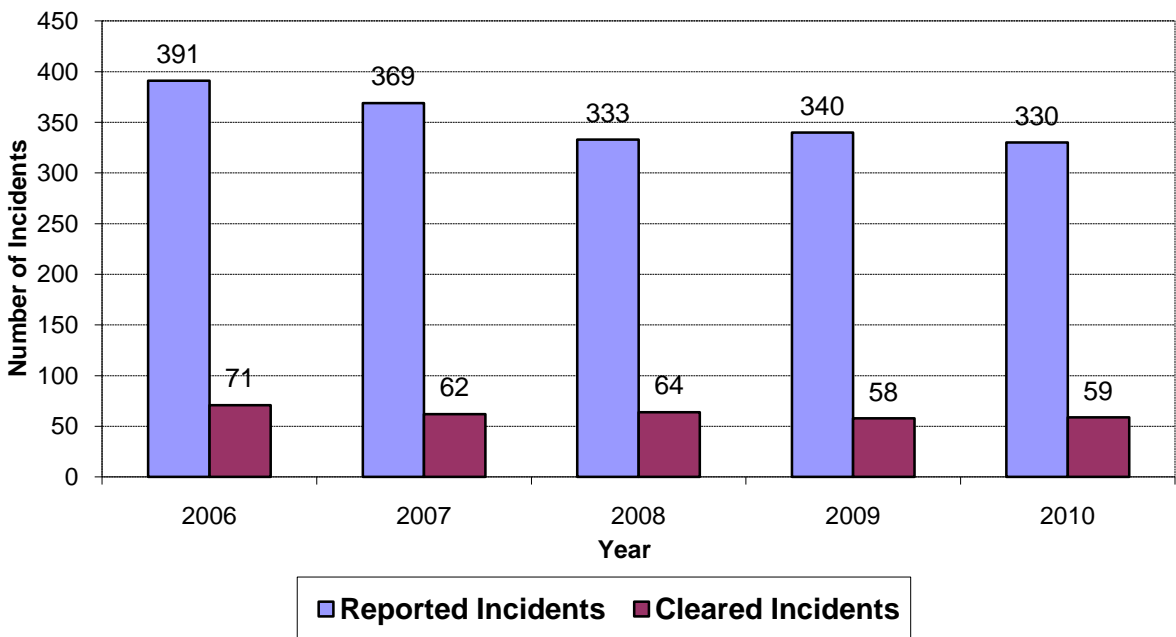


LANARK COUNTY POLICING STATISTICS 2006-2010

Municipalities with Sec.10 Boards (policed by the OPP)

Selected Criminal Code Offences - THEFT

ALL MUNICIPALITIES





LANARK COUNTY POLICING STATISTICS 2006-2010

Municipalities with Sec.10 Boards (policed by the OPP)

Selected Criminal Code Offences - MISCHIEF

| Municipality | 2006 Incidents | | | 2007 Incidents | | | 2008 Incidents | | | 2009 Incidents | | | 2010 Incidents | | | % Change 2006-2010 | 2010 % of Total |
|------------------------|----------------|-----------|-------------|----------------|-----------|--------------|----------------|-----------|--------------|----------------|-----------|--------------|----------------|-----------|--------------|--------------------|-----------------|
| | Reported | Cleared | % Cleared | Reported | Cleared | % Cleared | Reported | Cleared | % Cleared | Reported | Cleared | % Cleared | Reported | Cleared | % Cleared | | |
| Beckwith | 29 | 3 | 10.34 | 30 | 2 | 6.67 | 33 | 0 | 0.00 | 38 | 3 | 7.89 | 27 | 5 | 18.52 | -6.90 | 6.28 |
| Carleton Place | 215 | 17 | 7.91 | 205 | 27 | 13.17 | 214 | 28 | 13.08 | 237 | 48 | 20.25 | 178 | 34 | 19.10 | -17.21 | 41.40 |
| Drummond/North Elmsley | 67 | 4 | 5.97 | 55 | 11 | 20.00 | 22 | 8 | 36.36 | 15 | 3 | 20.00 | 46 | 4 | 8.70 | -31.34 | 10.70 |
| Lanark Highlands | 40 | 2 | 5.00 | 29 | 2 | 6.90 | 27 | 4 | 14.81 | 26 | 6 | 23.08 | 27 | 9 | 33.33 | -32.50 | 6.28 |
| Mississippi Mills | 128 | 4 | 3.13 | 101 | 14 | 13.86 | 109 | 11 | 10.09 | 99 | 15 | 15.15 | 107 | 18 | 16.82 | -16.41 | 24.88 |
| Montague | 27 | 2 | 7.41 | 25 | 3 | 12.00 | 11 | 2 | 18.18 | 19 | 1 | 5.26 | 16 | 3 | 18.75 | -40.74 | 3.72 |
| Tay Valley | 53 | 6 | 11.32 | 23 | 2 | 8.70 | 26 | 0 | 0.00 | 28 | 3 | 10.71 | 29 | 7 | 24.14 | -45.28 | 6.74 |
| Total | 559 | 38 | 6.80 | 468 | 61 | 13.03 | 442 | 53 | 11.99 | 462 | 79 | 17.10 | 430 | 80 | 18.60 | -23.08 | 100.00 |

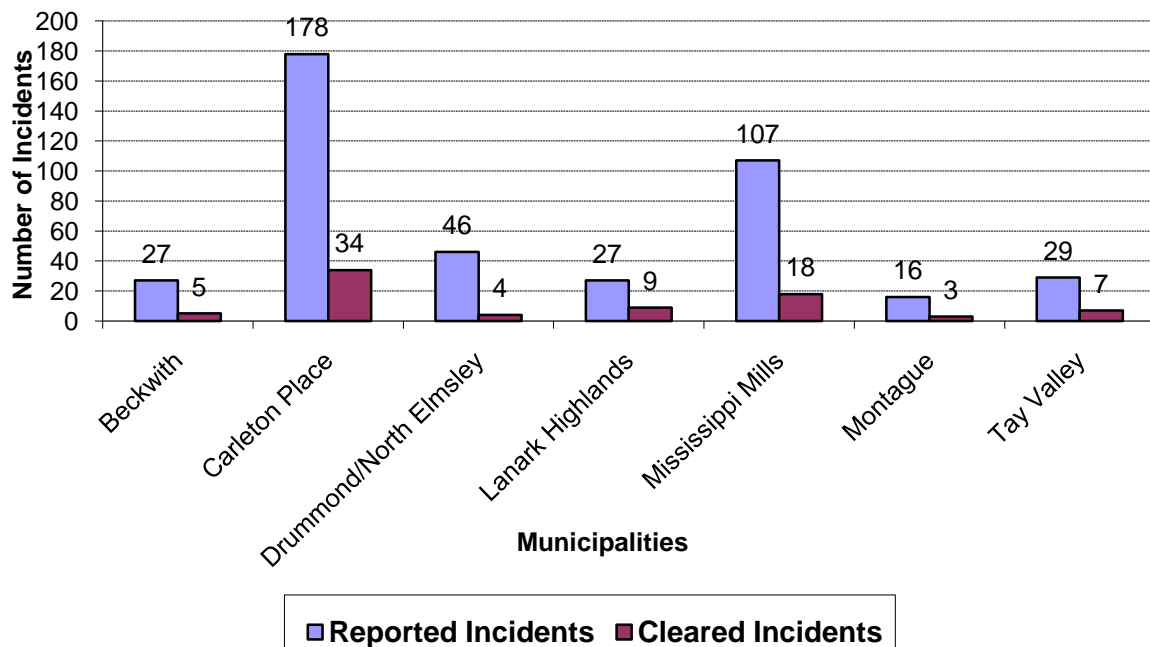
Source: OPP Lanark County Detachment Annual Statistical Reports to Sec.10 Boards, 2006 to 2010

LANARK COUNTY POLICING STATISTICS 2006-2010

Municipalities with Sec.10 Boards (policed by the OPP)

Selected Criminal Code Offences - MISCHIEF

2010

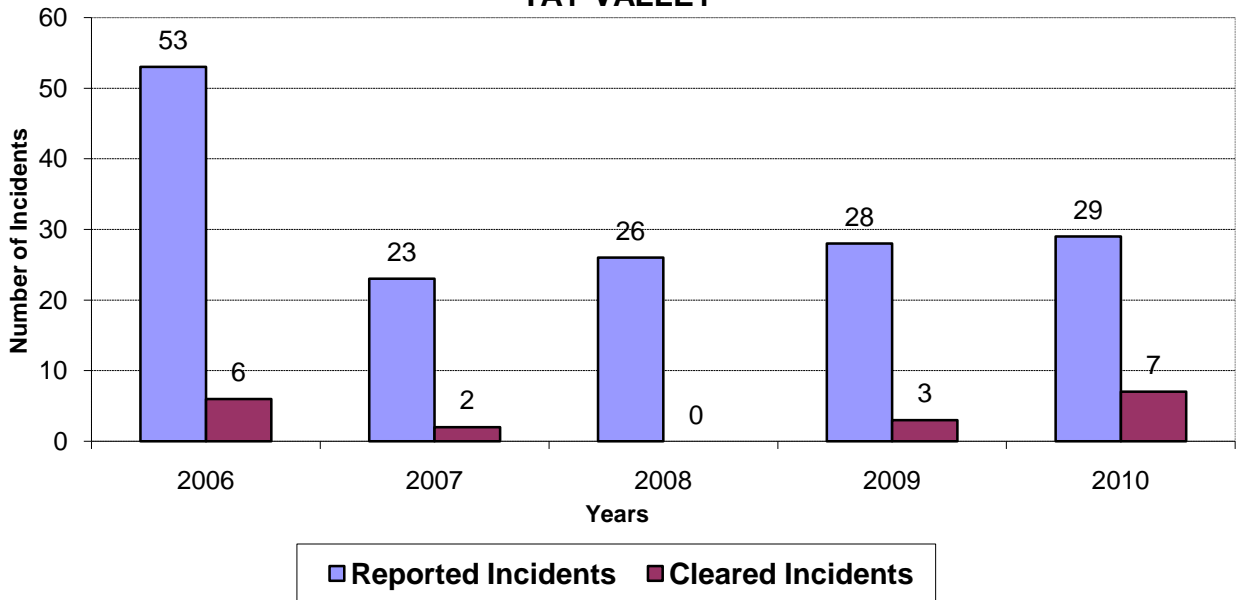


LANARK COUNTY POLICING STATISTICS 2006-2010

Municipalities with Sec.10 Boards (policed by the OPP)

Selected Criminal Code Offences - MISCHIEF

TAY VALLEY

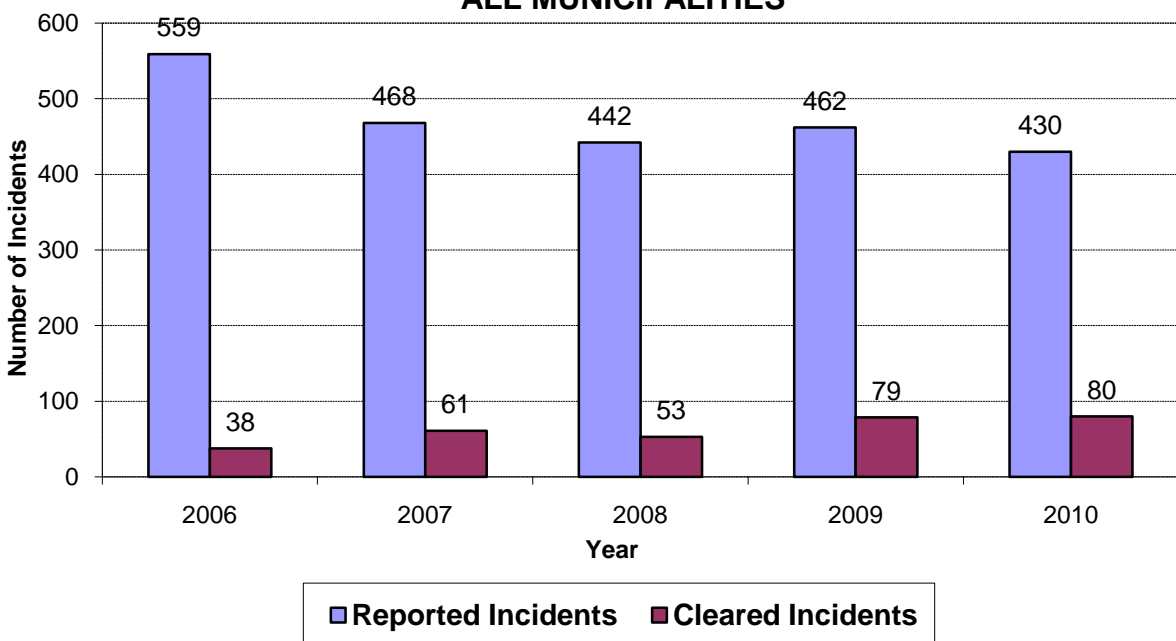


LANARK COUNTY POLICING STATISTICS 2006-2010

Municipalities with Sec.10 Boards (policed by the OPP)

Selected Criminal Code Offences - MISCHIEF

ALL MUNICIPALITIES





LANARK COUNTY POLICING STATISTICS 2006-2010

Municipalities with Sec.10 Boards (policed by the OPP)

Selected Criminal Code Offences - DRUG OFFENCES

| Municipality | 2006 Incidents | | | 2007 Incidents | | | 2008 Incidents | | | 2009 Incidents | | | 2010 Incidents | | | % Change 2006-2010 | 2010 % of Total |
|------------------------|----------------|-----------|--------------|----------------|-----------|--------------|----------------|-----------|--------------|----------------|-----------|--------------|----------------|------------|--------------|--------------------|-----------------|
| | Reported | Cleared | % Cleared | Reported | Cleared | % Cleared | Reported | Cleared | % Cleared | Reported | Cleared | % Cleared | Reported | Cleared | % Cleared | | |
| Beckwith | 5 | 3 | 60.00 | 9 | 8 | 88.89 | 4 | 3 | 75.00 | 14 | 12 | 85.71 | 6 | 5 | 83.33 | 20.00 | 5.17 |
| Carleton Place | 42 | 20 | 47.62 | 31 | 31 | 100.00 | 29 | 22 | 75.86 | 31 | 26 | 83.87 | 34 | 32 | 94.12 | -19.05 | 29.31 |
| Drummond/North Elmsley | 8 | 6 | 75.00 | 11 | 10 | 90.91 | 8 | 6 | 75.00 | 16 | 16 | 100.00 | 8 | 6 | 75.00 | 0.00 | 6.90 |
| Lanark Highlands | 12 | 10 | 83.33 | 11 | 8 | 72.73 | 11 | 7 | 63.64 | 9 | 7 | 77.78 | 20 | 18 | 90.00 | 66.67 | 17.24 |
| Mississippi Mills | 24 | 20 | 83.33 | 19 | 15 | 78.95 | 13 | 10 | 76.92 | 13 | 10 | 76.92 | 19 | 18 | 94.74 | -20.83 | 16.38 |
| Montague | 4 | 3 | 75.00 | 6 | 3 | 50.00 | 2 | 1 | 50.00 | 1 | 1 | 100.00 | 11 | 9 | 81.82 | 175.00 | 9.48 |
| Tay Valley | 6 | 6 | 100.00 | 10 | 9 | 90.00 | 6 | 2 | 33.33 | 13 | 12 | 92.31 | 18 | 16 | 88.89 | 200.00 | 15.52 |
| Total | 101 | 68 | 67.33 | 97 | 84 | 86.60 | 73 | 51 | 69.86 | 97 | 84 | 86.60 | 116 | 104 | 89.66 | 14.85 | 100.00 |

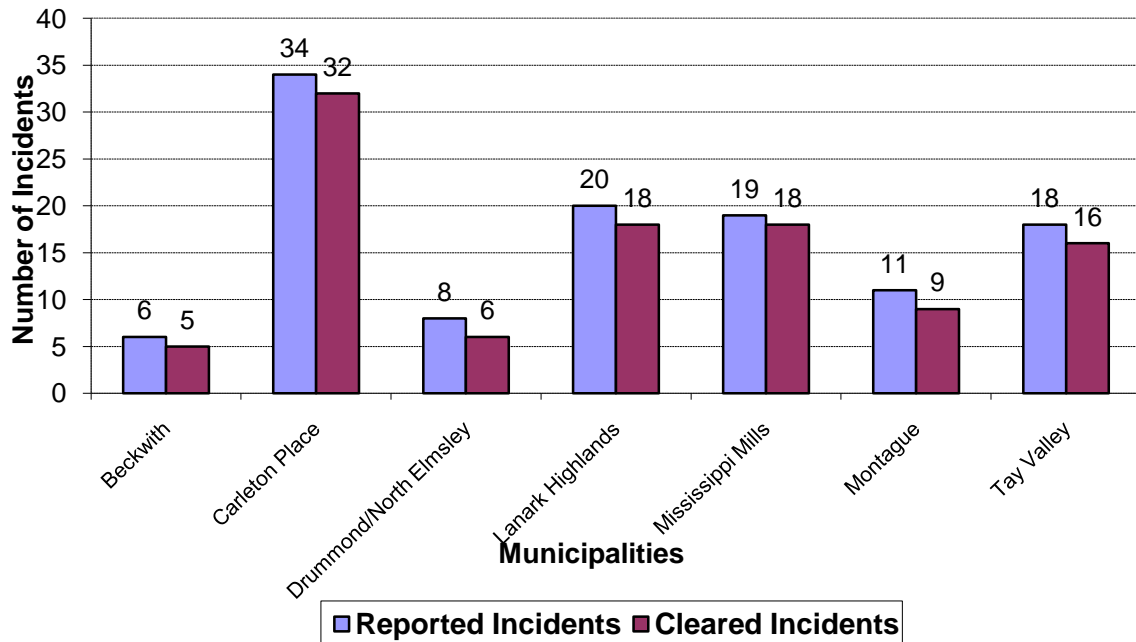
Source: OPP Lanark County Detachment Annual Statistical Reports to Sec.10 Boards, 2006 to 2010

LANARK COUNTY POLICING STATISTICS 2006-2010

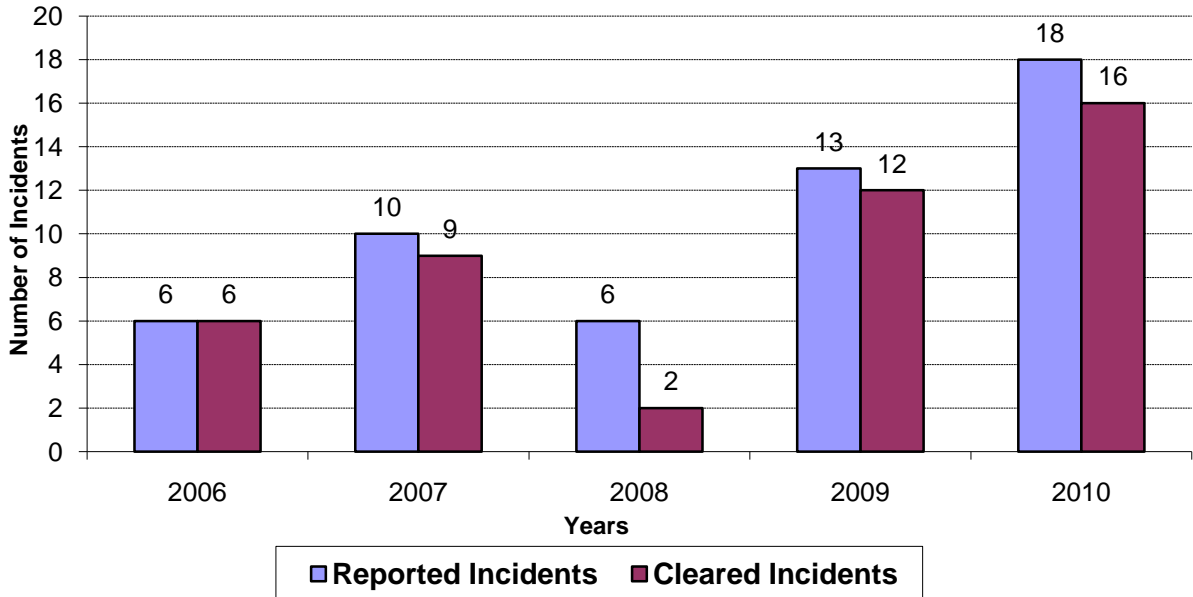
Municipalities with Sec.10 Boards (policed by the OPP)

Selected Criminal Code Offences - DRUG OFFENCES

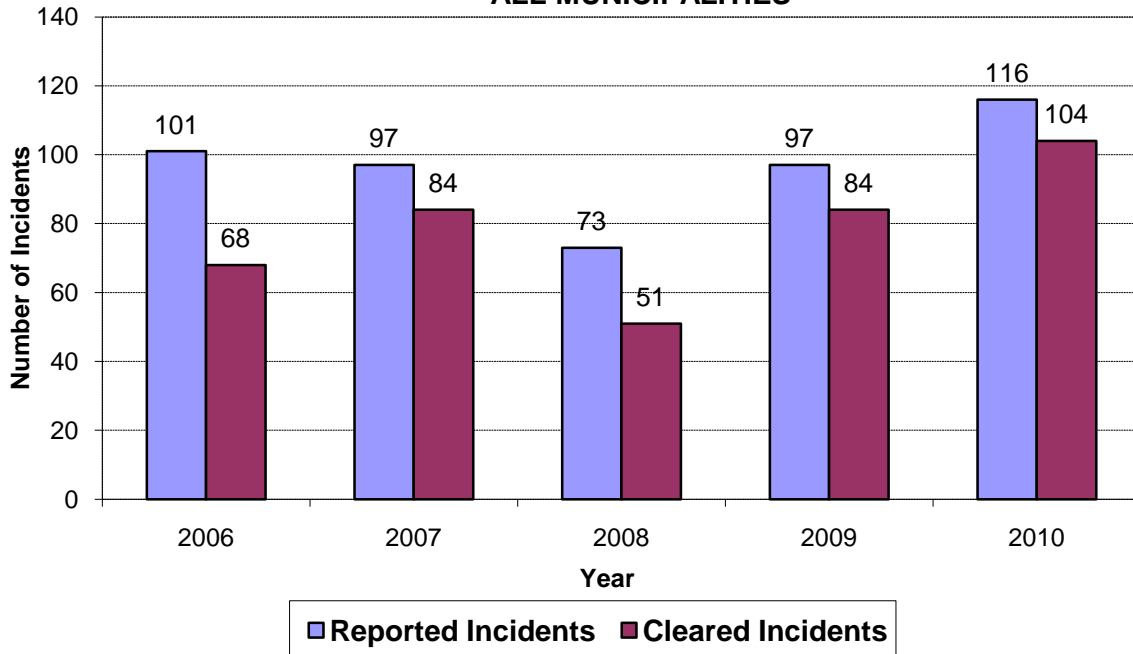
2010



LANARK COUNTY POLICING STATISTICS 2006-2010
 Municipalities with Sec.10 Boards (policed by the OPP)
Selected Criminal Code Offences - DRUG OFFENCES
TAY VALLEY



LANARK COUNTY POLICING STATISTICS 2006-2010
 Municipalities with Sec.10 Boards (policed by the OPP)
Selected Criminal Code Offences - DRUG OFFENCES
ALL MUNICIPALITIES





LANARK COUNTY POLICING STATISTICS 2006-2010

Municipalities with Sec.10 Boards (policed by the OPP)

MOTOR VEHICLE COLLISIONS

| Municipality | 2006 Incidents | | | 2007 Incidents | | | 2008 Incidents | | | 2009 Incidents | | | 2010 Incidents | | | % Change 2006-2010 | 2010 % of Total | |
|------------------------|-----------------|-----------------|----------|-----------------|-----------------|----------|-----------------|-----------------|----------|-----------------|-----------------|----------|-----------------|-----------------|----------|--------------------|-----------------|-----------------|
| | Personal Injury | Property Damage | Fatality | Personal Injury | Property Damage | Fatality | Personal Injury | Property Damage | Fatality | Personal Injury | Property Damage | Fatality | Personal Injury | Property Damage | Fatality | | Personal Injury | Property Damage |
| Beckwith | 22 | 100 | 0 | 17 | 126 | 1 | 8 | 93 | 1 | 19 | 114 | 1 | 13 | 112 | 0 | -40.91 | 12.00 | 14.13 |
| Carleton Place | 21 | 140 | 0 | 26 | 155 | 0 | 27 | 181 | 0 | 7 | 177 | 0 | 16 | 161 | 0 | -23.81 | 15.00 | 17.39 |
| Drummond/North Elmsley | 37 | 171 | 0 | 32 | 139 | 0 | 25 | 156 | 2 | 20 | 141 | 2 | 22 | 117 | 0 | -40.54 | -31.58 | 23.91 |
| Lanark Highlands | 19 | 128 | 0 | 23 | 139 | 0 | 17 | 124 | 2 | 16 | 118 | 1 | 15 | 126 | 1 | -21.05 | -1.56 | 16.30 |
| Mississippi Mills | 32 | 225 | 2 | 44 | 227 | 2 | 30 | 202 | 1 | 21 | 226 | 0 | 15 | 228 | 1 | -53.13 | 1.33 | 16.30 |
| Montague | 7 | 79 | 0 | 11 | 60 | 2 | 12 | 70 | 2 | 9 | 55 | 0 | 3 | 55 | 1 | -57.14 | -30.38 | 3.26 |
| Tay Valley | 30 | 134 | 0 | 27 | 122 | 0 | 17 | 126 | 1 | 9 | 105 | 2 | 8 | 115 | 1 | -73.33 | -14.18 | 8.70 |
| Total | 168 | 977 | 2 | 180 | 968 | 5 | 136 | 952 | 9 | 101 | 936 | 6 | 92 | 914 | 4 | -45.24 | -6.45 | 100.00 |

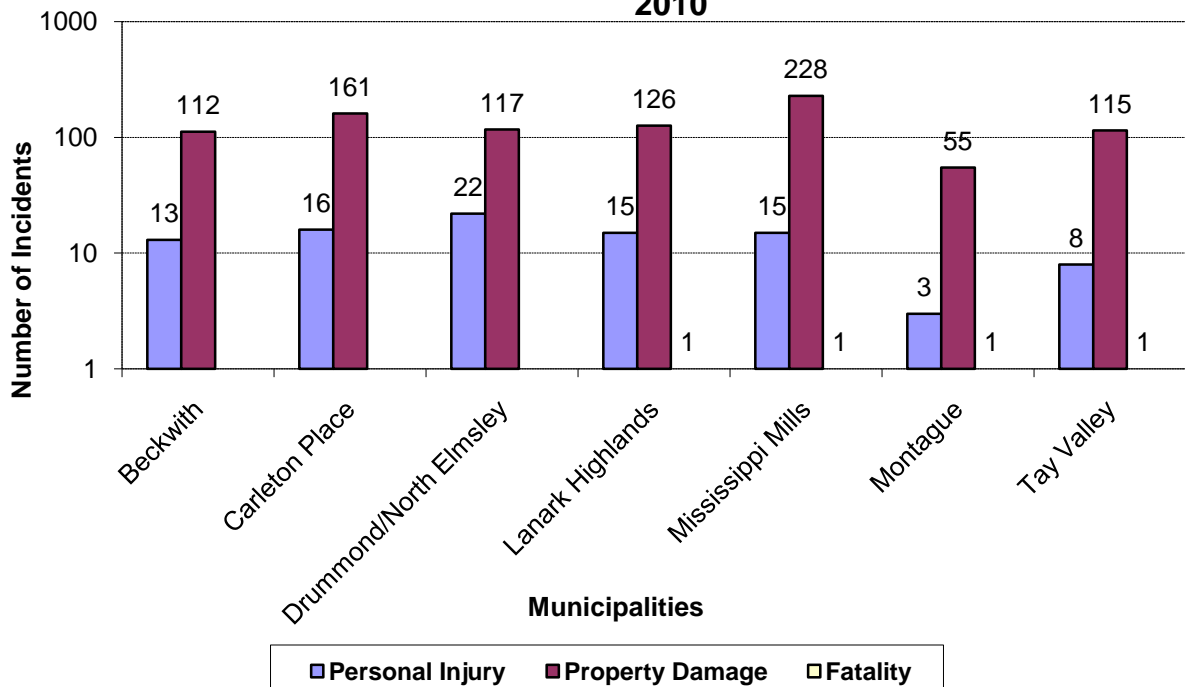
Source: OPP Lanark County Detachment Annual Statistical Reports to Sec.10 Boards, 2006 to 2010

LANARK COUNTY POLICING STATISTICS 2006-2010

Municipalities with Sec.10 Boards (policed by the OPP)

MOTOR VEHICLE COLLISIONS

2010

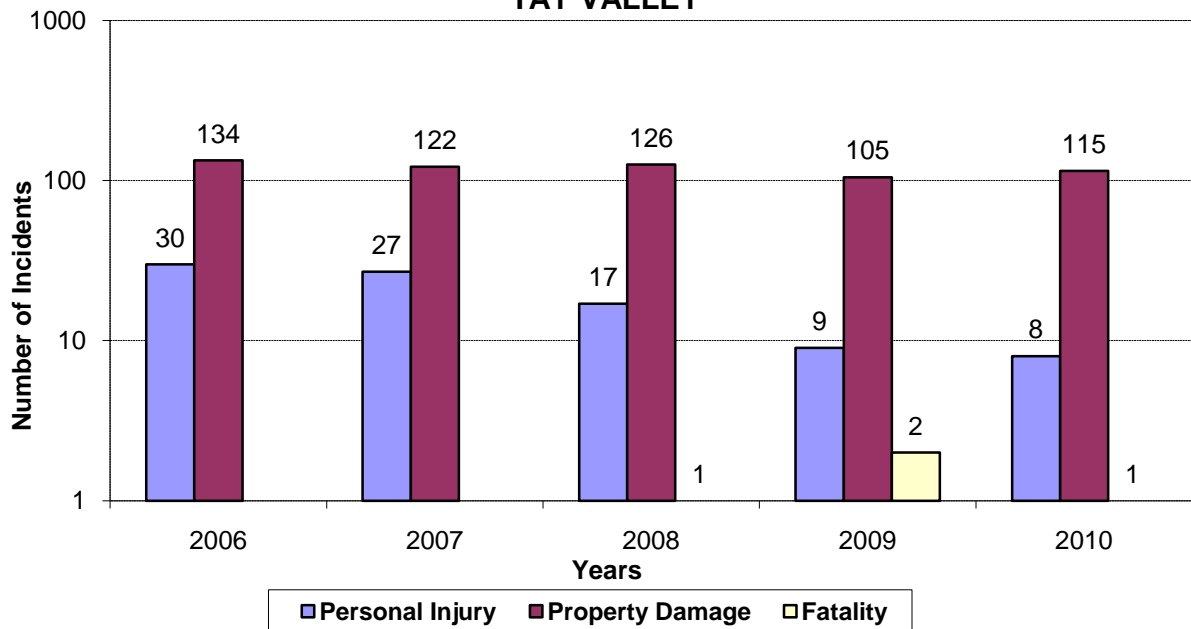


LANARK COUNTY POLICING STATISTICS 2006-2010

Municipalities with Sec.10 Boards (policed by the OPP)

MOTOR VEHICLE COLLISIONS

TAY VALLEY

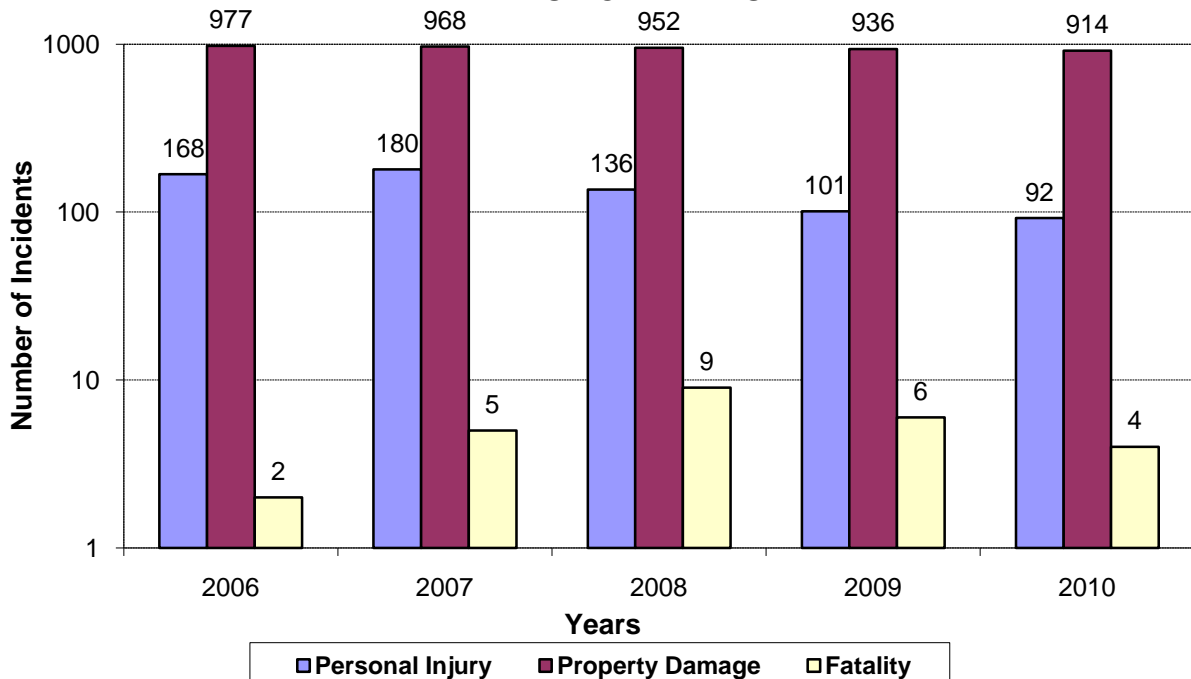


LANARK COUNTY POLICING STATISTICS 2006-2010

Municipalities with Sec.10 Boards (policed by the OPP)

MOTOR VEHICLE COLLISIONS

ALL MUNICIPALITIES



LANARK COUNTY POLICING STATISTICS 2006-2010

Municipalities with Sec.10 Boards (policed by the OPP)

PROVINCIAL OFFENCE NOTICES

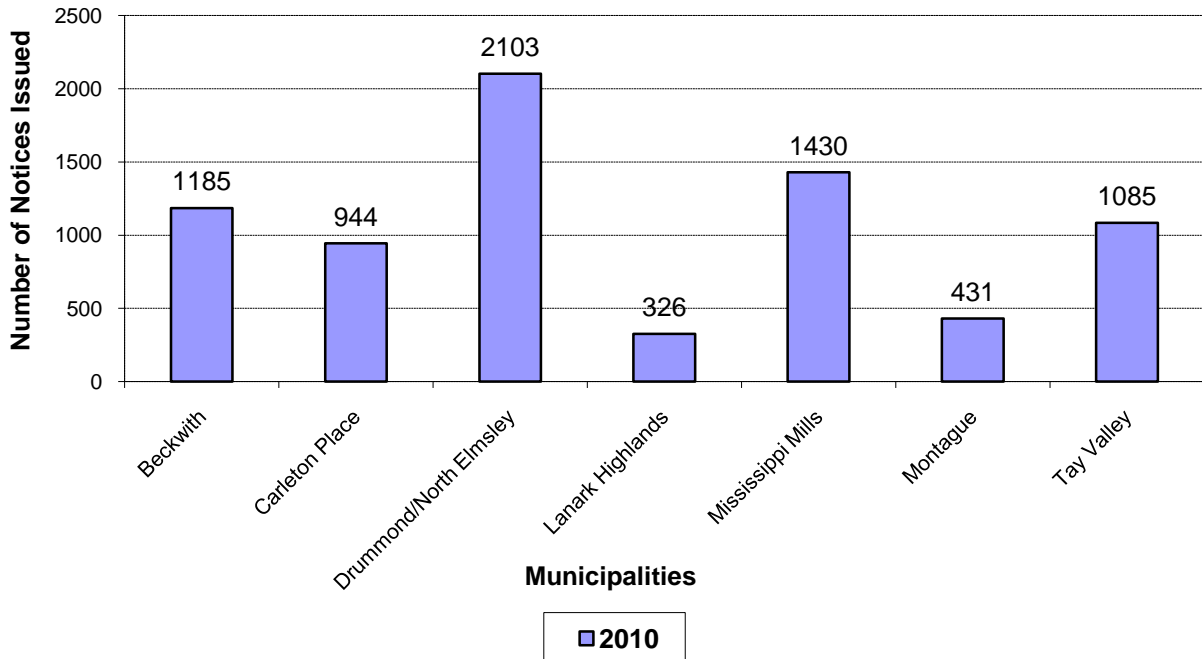
| Municipality | 2006 Incidents | 2007 Incidents | 2008 Incidents | 2009 Incidents | 2010 Incidents | % Change 2006-2010 | 2010 % of Total |
|------------------------|----------------|----------------|----------------|----------------|----------------|--------------------|-----------------|
| Beckwith | 821 | 939 | 994 | 1033 | 1185 | 44.34% | 15.79% |
| Carleton Place | 347 | 516 | 478 | 1054 | 944 | 172.05% | 12.58% |
| Drummond/North Elmsley | 1255 | 1702 | 1403 | 2046 | 2103 | 67.57% | 28.03% |
| Lanark Highlands | 147 | 214 | 145 | 243 | 326 | 121.77% | 4.34% |
| Mississippi Mills | 549 | 827 | 565 | 1372 | 1430 | 160.47% | 19.06% |
| Montague | 186 | 276 | 218 | 306 | 431 | 131.72% | 5.74% |
| Tay Valley | 817 | 843 | 904 | 794 | 1085 | 32.80% | 14.46% |
| Total | 4122 | 5317 | 4707 | 6848 | 7504 | 82.05% | 100.00% |

Source:OPP Lanark County Detachment Annual Statistical Reports to Sec.10 Boards, 2006 to 2010

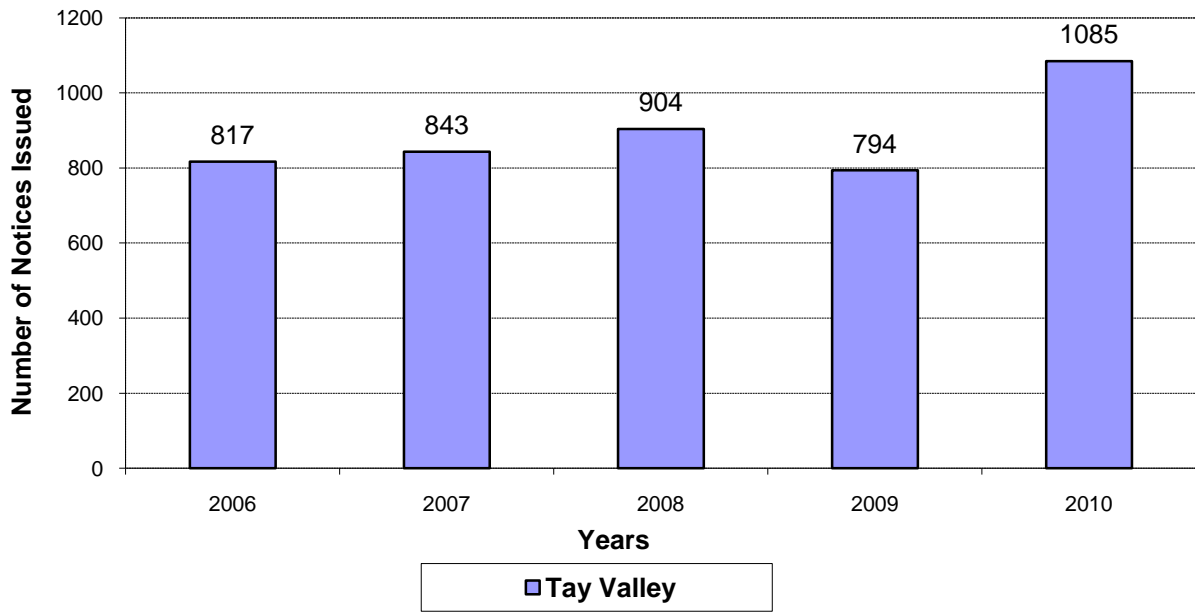
LANARK COUNTY POLICING STATISTICS 2006-2010

Municipalities with Sec.10 Boards (policed by the OPP)

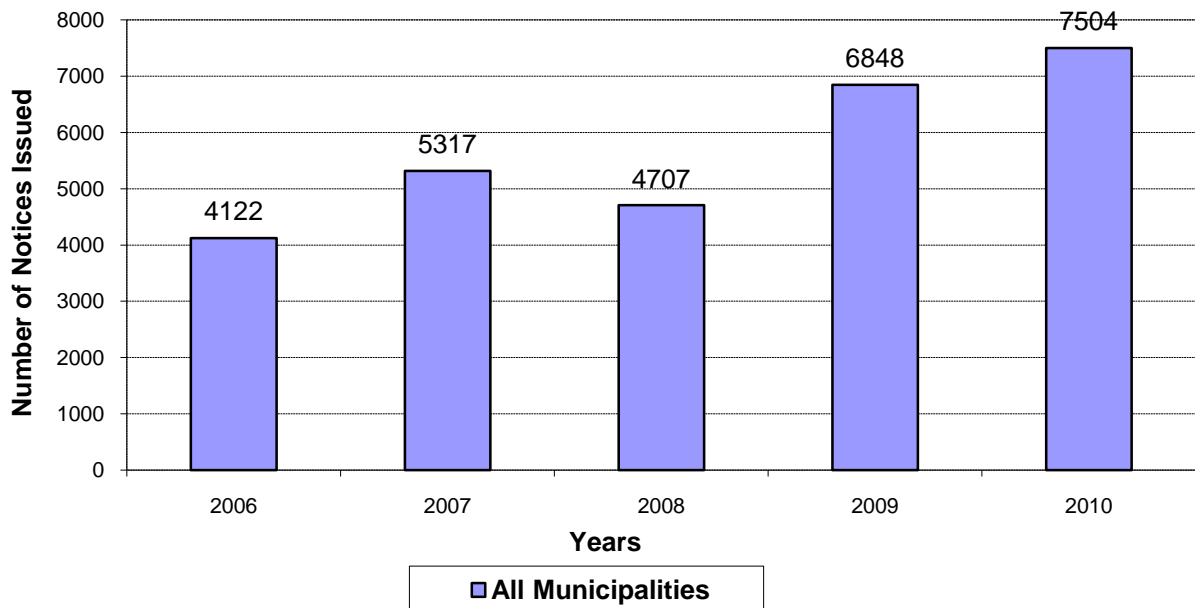
PROVINCIAL OFFENCE NOTICES



LANARK COUNTY POLICING STATISTICS 2006-2010
 Municipalities with Sec.10 Boards (policed by the OPP)
PROVINCIAL OFFENCE NOTICES



LANARK COUNTY POLICING STATISTICS 2006-2010
 Municipalities with Sec.10 Boards (policed by the OPP)
PROVINCIAL OFFENCE NOTICES





LANARK COUNTY POLICING STATISTICS 2006-2010

Municipalities with Sec.10 Boards (policed by the OPP)

FALSE ALARMS

| Municipality | 2006 Incidents | 2007 Incidents | 2008 Incidents | 2009 Incidents | 2010 Incidents | % Change 2006-2010 | 2010 % of Total |
|------------------------|----------------|----------------|----------------|----------------|----------------|--------------------|-----------------|
| Beckwith | 169 | 115 | 142 | 143 | 114 | -32.54 | 13.72 |
| Carleton Place | 386 | 362 | 359 | 283 | 261 | -32.38 | 31.41 |
| Drummond/North Elmsley | 153 | 202 | 168 | 135 | 115 | -24.84 | 13.84 |
| Lanark Highlands | 66 | 98 | 69 | 51 | 51 | -22.73 | 6.14 |
| Mississippi Mills | 252 | 271 | 228 | 162 | 151 | -40.08 | 18.17 |
| Montague | 86 | 109 | 97 | 57 | 68 | -20.93 | 8.18 |
| Tay Valley | 114 | 105 | 86 | 82 | 71 | -37.72 | 8.54 |
| Total | 1226 | 1262 | 1149 | 913 | 831 | -32.22 | 100.00 |

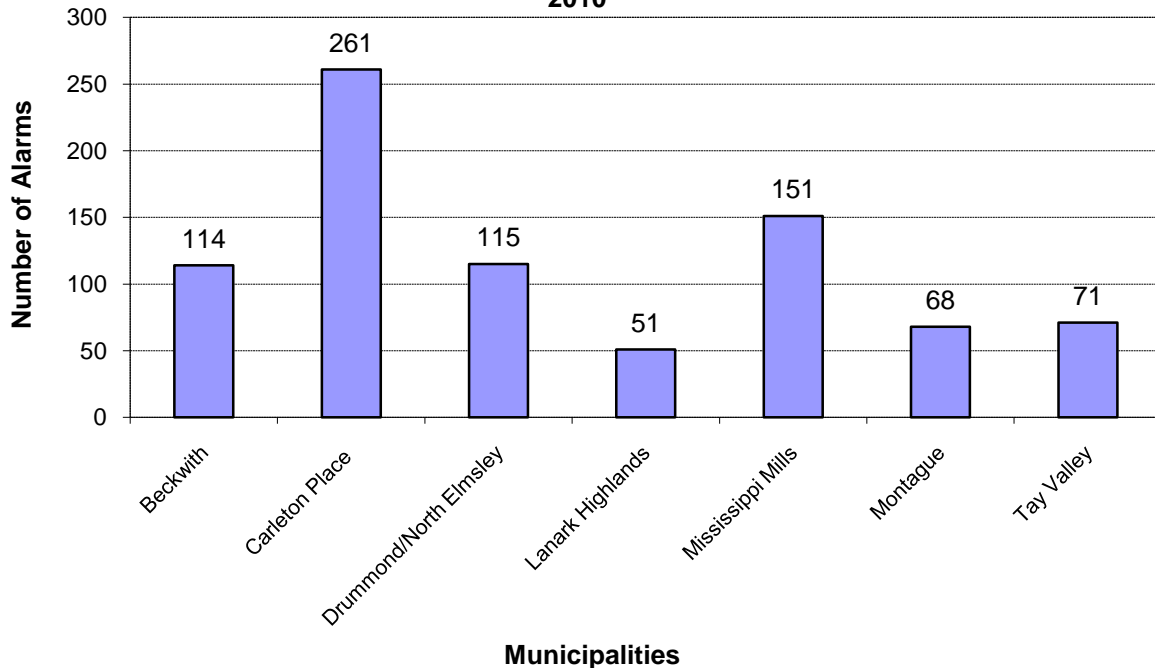
Source: OPP Lanark County Detachment Annual Statistical Reports to Sec.10 Boards, 2006 to 2010

LANARK COUNTY POLICING STATISTICS 2006-2010

Municipalities with Sec.10 Boards (policed by the OPP)

FALSE ALARMS

2010

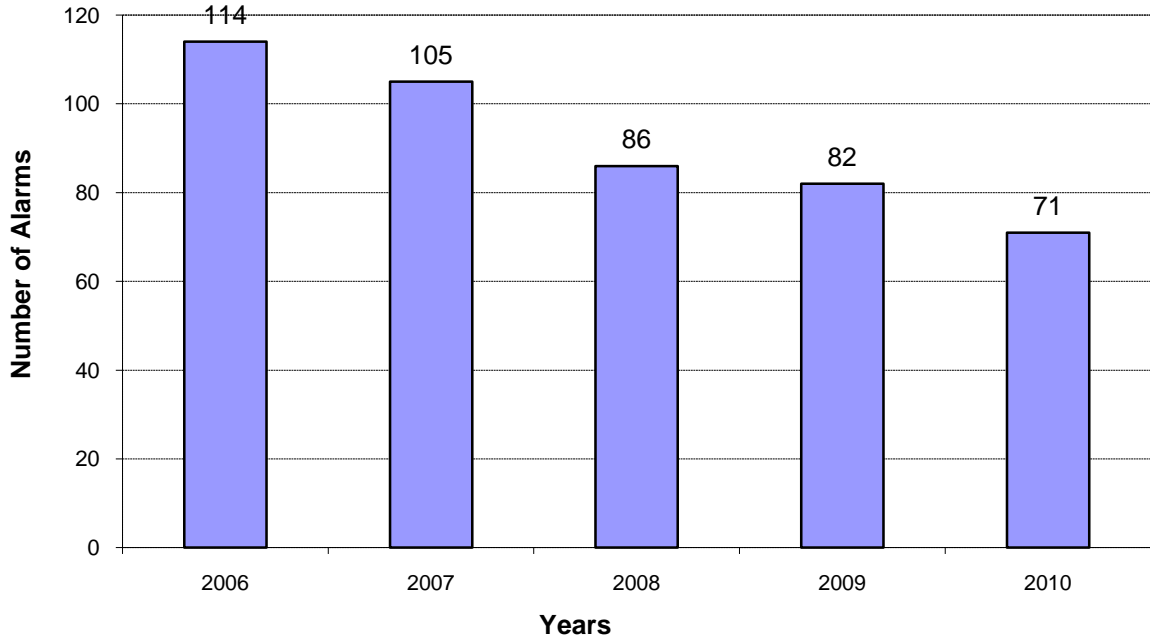


LANARK COUNTY POLICING STATISTICS 2006-2010

Municipalities with Sec.10 Boards (policed by the OPP)

FALSE ALARMS

TAY VALLEY

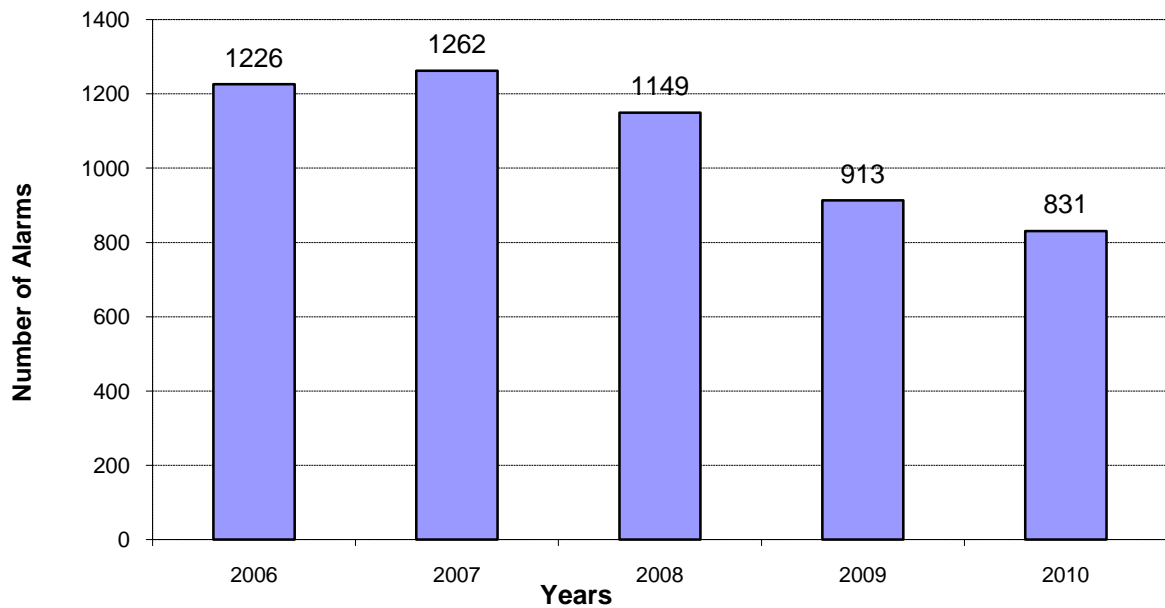


LANARK COUNTY POLICING STATISTICS 2006-2010

Municipalities with Sec.10 Boards (policed by the OPP)

FALSE ALARMS

ALL MUNICIPALITIES





LANARK COUNTY POLICING STATISTICS 2006-2010

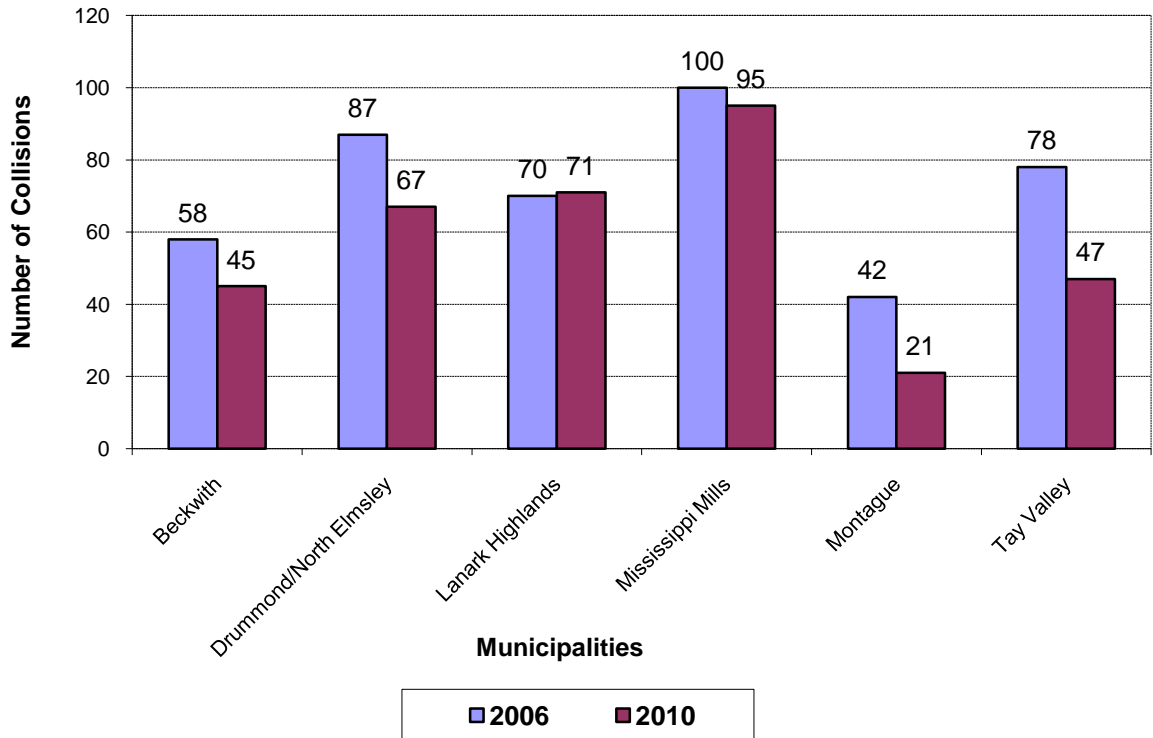
Municipalities with Sec.10 Boards (policed by the OPP)

CAR/DEER COLLISIONS

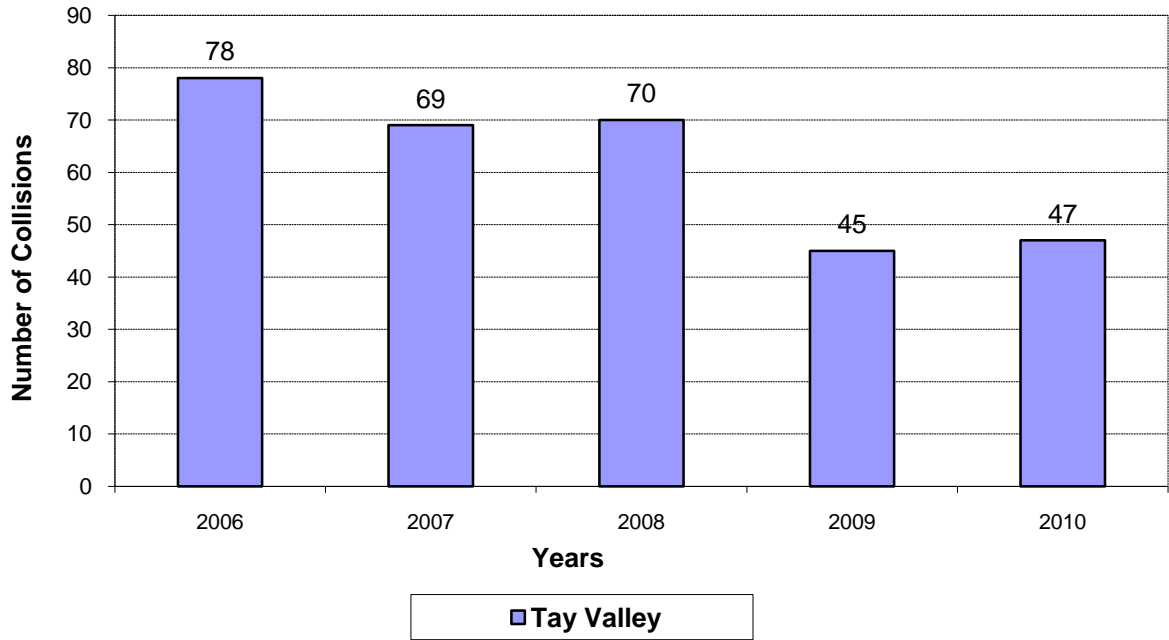
| Municipality | 2006 Incidents | 2007 Incidents | 2008 Incidents | 2009 Incidents | 2010 Incidents | % Change 2006-2010 | 2010 % of Total |
|------------------------|----------------|----------------|----------------|----------------|----------------|--------------------|-----------------|
| Beckwith | 58 | 44 | 41 | 62 | 45 | -22.41 | 13.01 |
| Drummond/North Elmsley | 87 | 76 | 70 | 85 | 67 | -22.99 | 19.36 |
| Lanark Highlands | 70 | 70 | 62 | 64 | 71 | 1.43 | 20.52 |
| Mississippi Mills | 100 | 89 | 88 | 91 | 95 | -5.00 | 27.46 |
| Montague | 42 | 27 | 29 | 23 | 21 | -50.00 | 6.07 |
| Tay Valley | 78 | 69 | 70 | 45 | 47 | -39.74 | 13.58 |
| Total | 435 | 375 | 360 | 370 | 346 | -20.46 | 100.00 |

Source:OPP Lanark County Detachment Annual Statistical Reports to Sec.10 Boards, 2006 to 2010

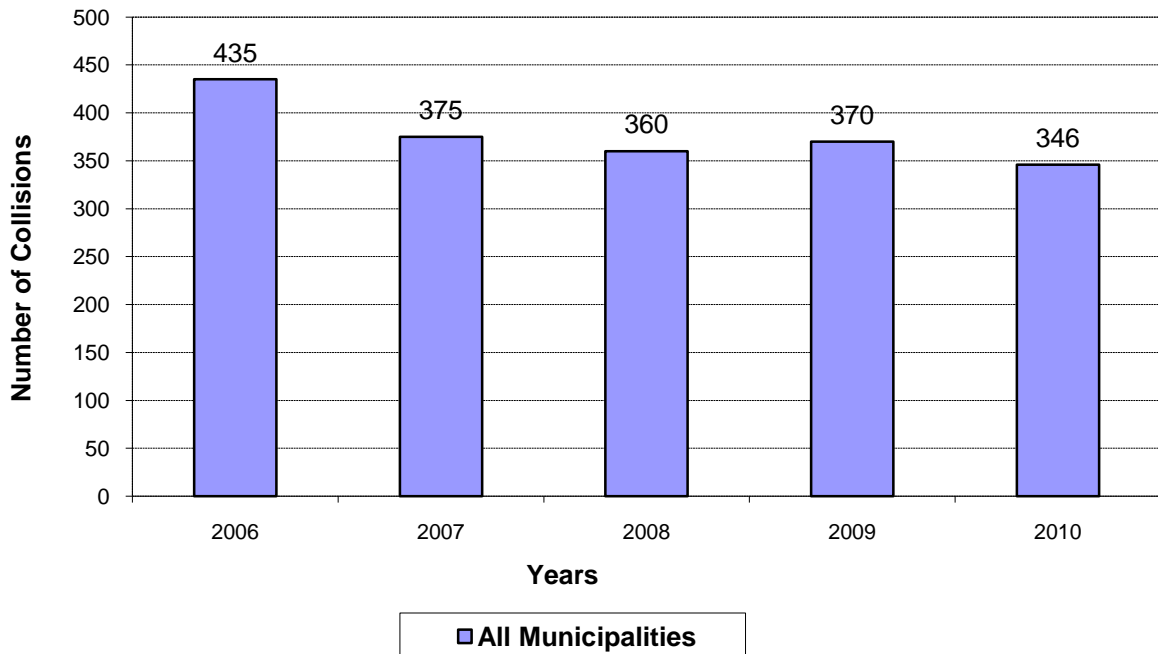
LANARK COUNTY POLICING STATISTICS 2006-2010
Municipalities with Sec.10 Boards (policed by the OPP)
CAR/DEER COLLISIONS



LANARK COUNTY POLICING STATISTICS 2006-2010
 Municipalities with Sec.10 Boards (policed by the OPP)
CAR/DEER COLLISIONS



LANARK COUNTY POLICING STATISTICS 2006-2010
 Municipalities with Sec.10 Boards (policed by the OPP)
CAR/DEER COLLISIONS



Activities of Note

➤ R.I.D.E. Program

- The R.I.D.E. program commenced in Q3 2010 and ran through December with a total of 123.5 hours allocated versus 128 hours in 2009. Results follow:

| | <u>2010</u> | <u>2009</u> |
|-----------------------------------|-------------|-------------|
| ➤ Number of vehicles stopped - | | |
| Motor vehicles | 1,304 | 1,829 |
| Snow vehicles | 0 | 0 |
| Roadside screening device tests | 5 | 10 |
| 3 day suspensions | 2 | 5 |
| Administrative suspensions | 0 | 2 |
| ➤ Persons charged in total | 14 | |
| - Criminal Code offences | 2 | |
| - Liquor and License Act offences | 3 | 3 |
| - Other offences | 9 | |

➤ Crime Stoppers

The Mississippi Tay Crime Stoppers Program covers all of Lanark County with the exception of the Town of Smiths Falls. 2010 results for this valuable organization are shown below:

| | |
|----------------------------|------------|
| Tips received | 133 |
| Cases cleared: | 5 |
| Arrests made: | 8 |
| Charges laid | 19 |
| Number of Approved Rewards | 1 |
| Property recovered: | \$ 16,370 |
| Narcotics seized: | \$ 272,170 |
| Combined value: | \$ 288,540 |

This brings combined value over the past 5 years to \$2,480,785



Financial Performance

➤ Police Services Board and Police Services Contract Budget and Actual Costs for the years 2006 to 2010 are described in the following 2 slides (pages 29-30). Summary is below:

➤ Police Services Board functions in 2010 resulted in a surplus of \$3,500 comprising under expenditures of \$4,200 in training, seminars & conferences, offset by over expenditures of \$200 in clerical services & honoraria, and \$500 in minor capital.

➤ Police Services Contract functions identified as "Net Policing Costs" in 2010 produced a surplus of \$9,300 from the following sources:

| | |
|--|-----------|
| - Overtime under expenditures | \$17,400 |
| - Other Salaries and Benefits Costs over expenditures | (\$ 900) |
| - Provincial Services Usage Credit less than anticipated | (\$7,200) |

➤ OPP Service Charges and Provincial Offence Notices Revenues for 2010 not reflected in PSB accounts:

| | |
|-----------|----------|
| - Budget | \$70,300 |
| - Actual | \$70,826 |
| - Surplus | \$ 526 |

* above revenue of \$70,826 flows to Township general revenues



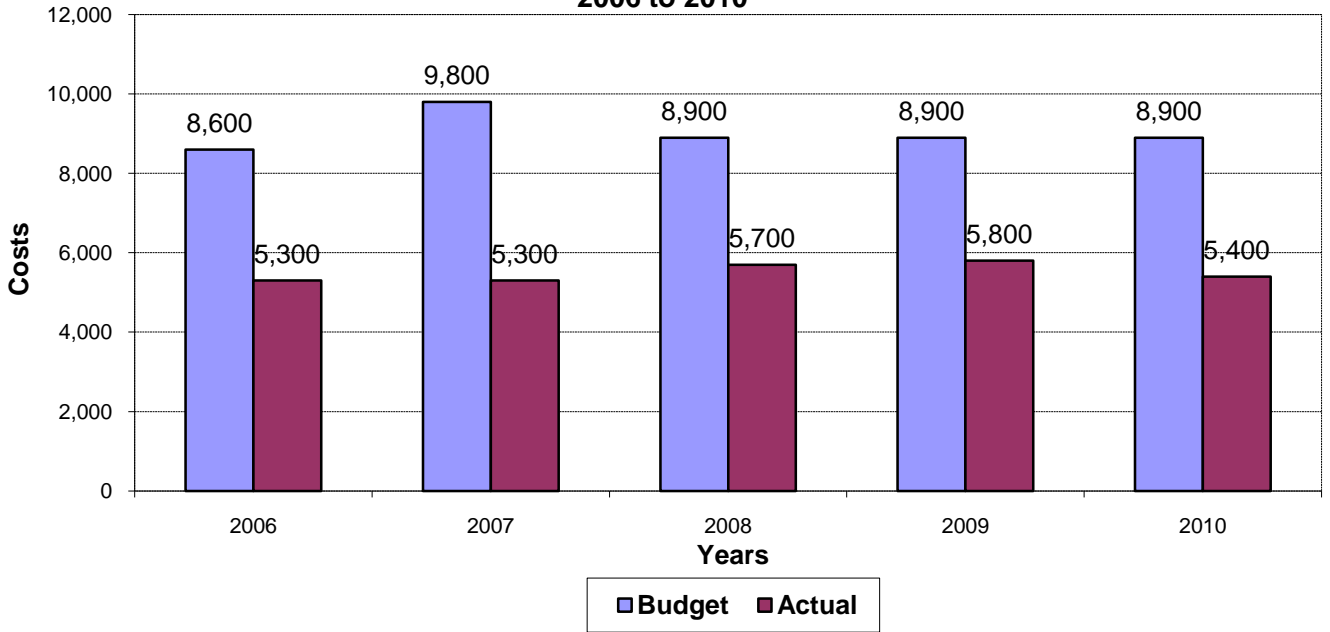
TAY VALLEY TOWNSHIP

Police Services Board and Police Services Contract Costs

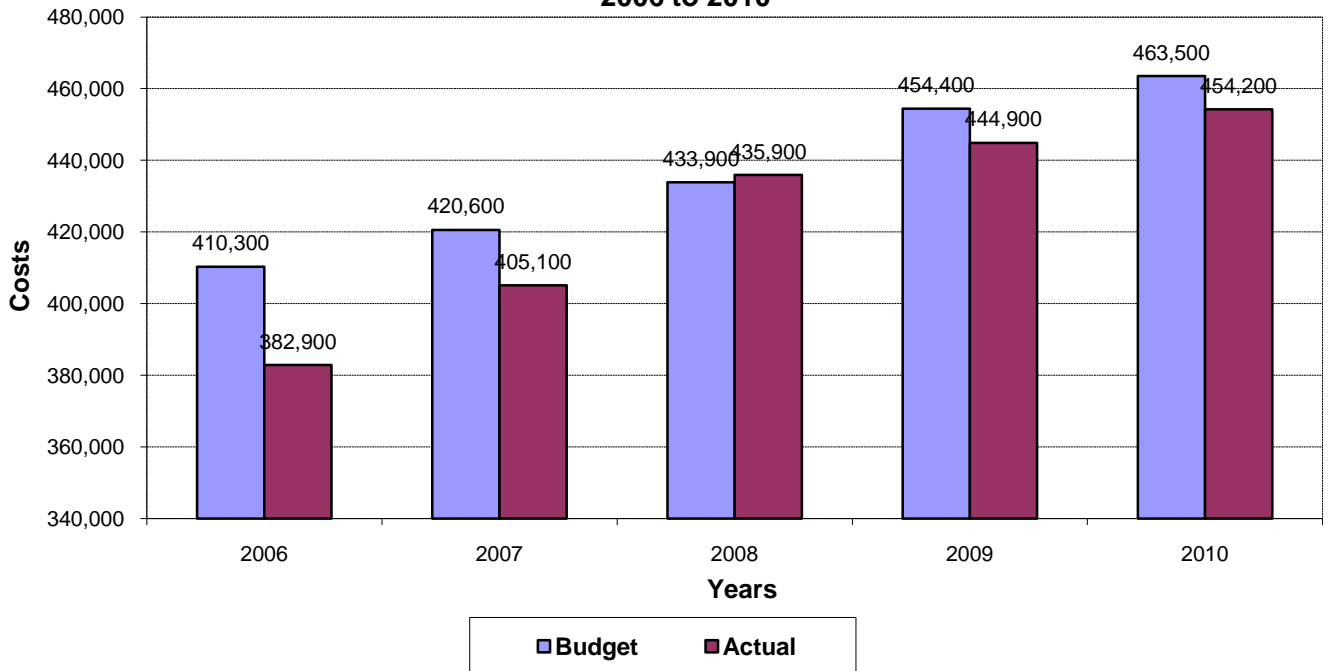
2006 to 2010

| Municipality | 2006 | | 2007 | | 2008 | | 2009 | | 2010 | | % Change 2006-2010 | |
|--|----------------|----------------|----------------|----------------|----------------|----------------|----------------|----------------|----------------|----------------|--------------------|----------|
| | Budget | Actual | Budget | Actual | Budget | Actual | Budget | Actual | Budget | Actual | Budget | Actual |
| Police Services Board | | | | | | | | | | | | |
| Clerical Services and Honoraria | 1,300 | 1,179 | 1,300 | 1,404 | 1,200 | 525 | 1,200 | 450 | 1,200 | 1,350 | | |
| Training, Seminars and Conferences | 2,800 | 2,108 | 4,200 | 1,164 | 4,200 | 1,405 | 4,200 | 2,728 | 4,200 | 0 | | |
| Office Supplies, Materials and Equipment | 1,500 | 985 | 1,300 | 44 | 900 | 1,075 | 700 | 529 | 700 | 719 | | |
| Mileage | 1,200 | 742 | 1,200 | 883 | 800 | 786 | 1,000 | 326 | 1,000 | 971 | | |
| Association Memberships | 300 | 318 | 300 | 300 | 300 | 303 | 300 | 321 | 300 | 335 | | |
| Minor Capital | 1,500 | 0 | 1,500 | 1,472 | 1,500 | 1,590 | 1,500 | 1,451 | 1,500 | 1,982 | | |
| Total Costs | 8,600 | 5,332 | 9,800 | 5,267 | 8,900 | 5,684 | 8,900 | 5,805 | 8,900 | 5,357 | 3.49% | 0.47% |
| Total Costs (rounded) | 8,600 | 5,300 | 9,800 | 5,300 | 8,900 | 5,700 | 8,900 | 5,800 | 8,900 | 5,400 | 3.49% | 1.89% |
| Police Services Contract | | | | | | | | | | | | |
| Salaries and Benefits | | | | | | | | | | | | |
| Uniform | | | | | | | | | | | | |
| Salaries | 258,917 | 250,696 | 266,280 | 256,436 | 274,268 | 264,990 | 267,516 | 257,171 | 269,215 | 268,946 | 3.98% | 7.28% |
| Overtime | 22,891 | 17,774 | 20,996 | 28,671 | 24,402 | 40,289 | 32,220 | 27,474 | 35,742 | 18,357 | 56.14% | 3.28% |
| Contractual Payout | 7,199 | 9,206 | 6,956 | 7,373 | 6,956 | 8,659 | 7,988 | 9,138 | 7,863 | 9,344 | 9.22% | 1.50% |
| Shift Premium | 1,052 | 1,016 | 1,016 | 1,016 | 1,016 | 1,016 | 1,401 | 1,379 | 1,379 | 1,379 | 31.08% | 25.73% |
| Benefits | 60,845 | 58,914 | 62,578 | 60,263 | 64,453 | 62,271 | 60,300 | 57,899 | 64,818 | 64,107 | 6.04% | 8.61% |
| Total Uniform | 350,904 | 337,606 | 357,824 | 353,759 | 377,095 | 377,227 | 369,425 | 353,061 | 378,718 | 362,133 | 7.93% | 7.26% |
| Civilian | | | | | | | | | | | | |
| Salaries | 25,326 | 25,834 | 26,509 | 26,509 | 27,205 | 27,205 | 37,831 | 41,046 | 41,548 | 41,548 | 64.05% | 60.83% |
| Benefits | 5,952 | 6,071 | 6,230 | 6,230 | 6,393 | 6,393 | 8,559 | 5,602 | 5,705 | 5,705 | -4.15% | -6.03% |
| Total Civilian | 31,278 | 31,905 | 32,739 | 32,739 | 33,598 | 33,598 | 46,390 | 46,648 | 47,253 | 47,253 | 51.07% | 48.11% |
| Total Salaries and Benefits | 382,182 | 369,511 | 390,563 | 386,498 | 404,693 | 410,825 | 415,815 | 399,709 | 425,971 | 409,386 | 11.46% | 10.79% |
| Other Direct Operating Expenses | 34,868 | 34,869 | 34,868 | 34,869 | 34,868 | 34,869 | 63,737 | 62,800 | 62,798 | 62,798 | 80.10% | 80.10% |
| RHQ Municipal Support | 6,006 | 5,823 | 6,126 | 6,068 | 6,330 | 6,418 | 0 | 0 | 0 | 0 | -100.00% | -100.00% |
| Gross Policing Costs | 423,056 | 410,203 | 431,557 | 427,435 | 445,891 | 452,112 | 479,552 | 462,509 | 488,769 | 472,184 | 15.53% | 15.11% |
| Deductions | | | | | | | | | | | | |
| Provincial Services Usage | 12,787 | 27,320 | 10,955 | 22,312 | 12,025 | 16,231 | 25,176 | 17,622 | 25,220 | 17,990 | | |
| Total Deductions | 12,787 | 27,320 | 10,955 | 22,312 | 12,025 | 16,231 | 25,176 | 17,622 | 25,220 | 17,990 | 97.06% | -34.15% |
| Net Policing Costs | 410,269 | 382,883 | 420,602 | 405,123 | 433,866 | 435,881 | 454,376 | 444,887 | 463,549 | 454,194 | 12.99% | 18.62% |
| Net Policing Costs (rounded) | 410,300 | 382,900 | 420,600 | 405,100 | 433,900 | 435,900 | 454,400 | 444,900 | 463,500 | 454,200 | 12.97% | 18.62% |
| General Ledger Reconciliation | | | | | | | | | | | | |
| Net Policing Costs | 410,269 | 382,883 | 420,602 | 405,123 | 433,866 | 435,881 | 454,376 | 444,887 | 463,549 | 454,194 | | |
| Credit from Previous Year | 0 | 16,736 | 0 | 24,979 | 0 | 13,149 | 0 | 303 | 0 | 6,373 | | |
| Credit to Following Year | 0 | 24,979 | 0 | 13,149 | 0 | 303 | 0 | 6,373 | 0 | 10,686 | | |
| Net Costs | 410,269 | 384,158 | 420,602 | 397,251 | 433,866 | 449,333 | 454,376 | 451,863 | 463,549 | 454,870 | | |

**TAY VALLEY TOWNSHIP
Police Services Board - Total Costs (rounded)
2006 to 2010**



**TAY VALLEY TOWNSHIP
Police Services Contract - Net Policing Costs (rounded)
2006 to 2010**



PSB 2010 Conclusions

➤ 2010 was a productive and demanding year for both the OPP and the PSB. With the return of Inspector Salisbury, Tay Valley problems were solved, programs were reinstated and trust was re-established

➤ OPP professionalism and the ability to bring in specialized capabilities as needed was again evidenced in 2010 when OPP divers were brought in following the drowning death at Otty Lake. We are well served by our OPP contract and the automatic access to such services.

➤ The OPP Drug Squad played a critical role with increasing drug charges being laid in Tay Valley and Lanark County - drugs are frequently the root cause of other crime.

➤ The economic downturn, associated unemployment and societal pressures were contributing factors we believe to the increased number of domestic assaults, break & enters and other criminal offences as well as a contributor to the high levels of stress reported by youth in an independent survey in our region. While these factors are beyond the control of the OPP and the PSB it is important to note this correlation given Council members involvement in many other programs in the township and the County

➤ Financial Outlook:

- The Township records actual policing costs on the basis of actual billings from the OPP based on OPP estimates for the year and does not recognize actual policing costs until they are reported. That reporting currently takes place in the fall of the current year and the spring of the following year. In the case of the 2010 fiscal year, an estimated net credit from operations amounting to \$10,700 will be recorded in 2011 and reflected as a surplus for that year.

- The Ministry and the OPPA recently concluded negotiations for a new collective agreement covering the years 2011-2014 which provided a new salary rate increase of 5.075% for 2011, 0% for 2012 and 2013 and a 2014 rate dependent upon the 2014 First Class Constable rates negotiated in Ontario. The Township absorbed this 5.075% increase, offset by the reduced cost of other collective agreement provisions, in its 2011 budget allocations which resulted in a net increase of 4.62% over 2010. The Township may expect a 0% increase in OPP policing costs attributed to salaries in 2012 and 2013.

- The situations described above present an ideal opportunity to the Township to set aside funds to address additional traffic calming measures advocated by the PSB to curb aggressive driving, such as the installation of speed bumps and/or the purchase of its own electronic speed sign, without impacting its operating budget negatively

2011 Priorities

➤ Public consultation and input on updated 3 year PSB /OPP Tay Valley 2011-2013 Business Plan to facilitate finalization of plan in 2011.

➤ Continued emphasis on making Tay Valley roads safer with targeted levels of traffic law enforcement & RIDE programs. This includes enforcement of Distracted Driving Offences and Seat Belt enforcement. 37% of Lanark County fatalities in 2010 involved non use of seat belts

➤ Provision of Recommendations to Council with associated costs on a speed bump trial location if speeding in built up areas continues to be a problem

➤ Continued participation by Inspector Salisbury on the Township's ATV Task Force

➤ Continued participation by Inspector Salisbury and his officers on the UCDSB Committee addressing youth suicide prevention

➤ Continued focus on drugs and drug related offences using Crime Stoppers and Drug Abuse education programs in schools and vigorous enforcement.

➤ Full time establishment of Marine Patrols effective May 15th

➤ Implementation of the new OPP Property Crime Management Plan to address issues of Break & Enter, Theft and Mischief. The intent of this plan is to identify suspects and take a proactive approach with increased enforcement of all three offences

➤ Commitment to a strong and stable partnership between the PSB & the OPP - an effective working relationship must be maintained

➤ Continued emphasis on communications using Township website as repository for key PSB & OPP communications, taxpayer newsletters for key messages and OPP/Lake Associations Networking Group meetings.

➤ Development & implementation of PSB file structures and retention policies specific to e-mail and other electronic communications

➤ Completion of PSB policies & by-laws review to ensure concurrence with the Police Services Act as well as consistency with Township legal and administrative processes

➤ Participation in LCAPSB and OAPSB meetings on policing matters of Township, County and provincial significance